Natural Gas Pipeline Company of America / Trailblazer Pipeline 2006 Customer Meeting

September 20th

St. Andrews Country Club

West Chicago, IL



2006 Customer Meeting



- Welcome
- Corporate Overview
- Pipeline Management
- Supply and Market Growth
- Panel Discussion

  Storage Development
- Business Development Projects

Corporate Update

Steve Kean

Chief Operating Officer



Forward Looking Statements



This presentation contains forward looking statements, including these, within the meaning of Section 27A of the Securities Act of 1933, as amended, and Section 21E of the Exchange Act of 1934, as amended. Forward looking statements are not guarantees of performance. They involve risks, uncertainties and assumptions. The future results and securities values of Kinder Morgan Inc., Kinder Morgan Energy Partners, L.P. and Kinder Morgan Management, LLC (collectively known as "Kinder Morgan") may differ materially from those expressed in the forward-looking statements contained throughout this presentation and in documents filed with the SEC. Many of the factors that will determine these results and values are beyond Kinder Morgan's ability to control or predict. These statements are necessarily based upon various assumptions involving judgments with respect to the future, including, among others, the ability to achieve synergies and revenue growth; national, international, regional and local economic, competitive and regulatory conditions and developments; technological developments; capital markets conditions; inflation rates; interest rates; the political and economic stability of oil producing nations; energy markets; weather conditions; environmental conditions; business and regulatory or legal decisions; the pace of deregulation of retail natural gas and electricity and certain agricultural products; the timing and success of business development efforts; terrorism; and other uncertainties. You are cautioned not to put undue reliance on any forward-looking statement.

In connection with the proposed Merger involving Kinder Morgan, Inc. (the "Company"), the Company will file a proxy statement with the Securities and Exchange Commission (the "SEC"). INVESTORS AND SECURITY HOLDERS ARE ADVISED TO READ THE PROXY STATEMENT WHEN IT BECOMES AVAILABLE BECAUSE IT WILL CONTAIN IMPORTANT INFORMATION ABOUT THE MERGER AND THE PARTIES TO THE MERGER. Investors and security holders may obtain a free copy of the proxy statement (when available) and other relevant documents filed with the SEC from the SEC's website at http://www.sec.gov. The Company's security holders and other interested parties will also be able to obtain, without charge, a copy of the proxy statement and other relevant documents (when available) by directing a request by mail or telephone to Investor Relations, Kinder Morgan, Inc., 500 Dallas Street, Suite 1000, Houston, Texas 77002, telephone (713) 369-9490, or from the Company's website, www.kindermorgan.com.

The Company and its directors, executive officers and other members of its management and employees may be deemed to be participants in the solicitation of proxies from the Company's shareholders with respect to the Merger. Information about the Company's directors and executive officers and their ownership of the Company's common stock is set forth in the proxy statement for the Company's 2006 Annual Meeting of Shareholders, which was filed with the SEC on April 3, 2006. Shareholders and investors may obtain additional information regarding the interests of the Company and its directors and executive officers in the Merger, which may be different than those of the Company's shareholders generally, by reading the proxy statement and other relevant documents regarding the Merger, which will be filed with the SEC.



KM Overview

Kinder Morgan Assets

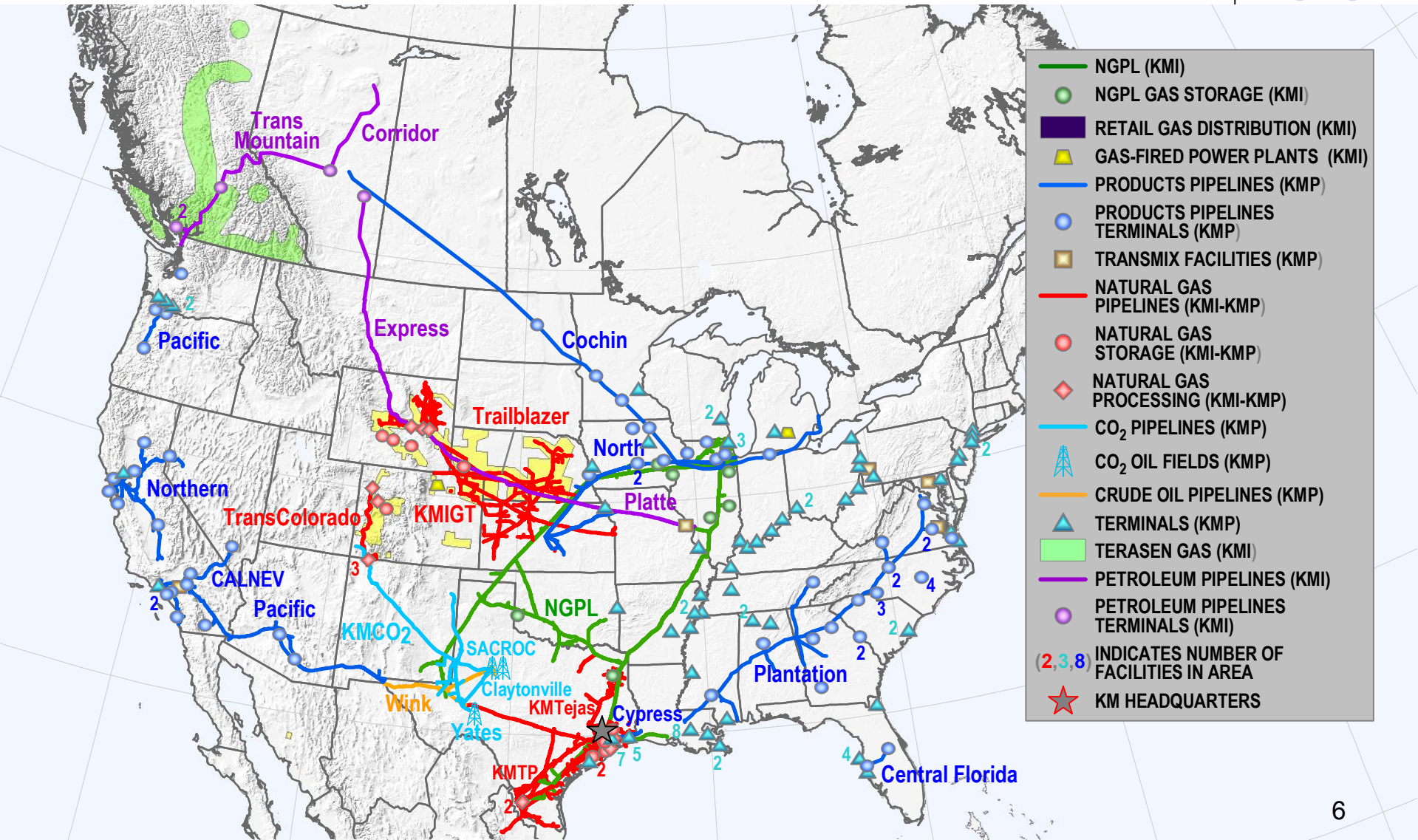

Vision: Where We're Going

Trend	KM Opportunity
• Growing Rockies Natural Gas Production	• *Rockies Express*
• Increased Supply of LNG on Gulf Coast	• *Kinder Morgan Louisiana Pipeline*
• Canadian Oilsands	• *Trans Mountain, Corridor pipeline expansions, Edmonton terminal*
• Increased Use of Heavy Crude	• *Petcoke handling – Gulf Coast, Canada*
• Growing Coal Imports	• *Pier 9, Shipyard River terminal expansions*
• High Oil Prices – Leading to Demand for Enhanced Oil Recovery	• *McElmo Dome, Doe Canyon CO_2 source field expansions, Cortez CO_2 pipeline expansion*
• Natural Gas Price Volatility	• *Sayre, North Lansing, Dayton storage expansions*
• Demographic Growth in West and Southeast U.S.	• *East Line, CALNEV expansions*
• Increased Petroleum Products Imports	• *New York, Houston terminal expansions*
• Increased Ethanol Demand	• *Storage expansions at Houston, Philadelphia Natural gas supply to ethanol plants thru KMIGT, NGPL, Retail*

Corporate Update

- Terasen
- Divestiture of U.S. Retail Business
- Oilsands

Corporate Update: Terasen Operations

- Terasen Gas
- KM Canada
  - Trans Mountain Pipeline
  - Corridor Pipeline
  - Express/Platte Pipeline

Terasen Gas



- 892K customers
- Serve 95% of BC customers
- 27K miles of pipeline
- Third largest gas utility in Canada
- Largest natural gas utility in the Pacific Northwest
- C$2.9B rate base
- C$275M EBIT (2005)

KM Canada

- Operator of 3 Oil Pipelines
- Sole Pipeline from Alberta to West Coast
- Express is primary line to PADD IV
- Platte serves large PADD II market

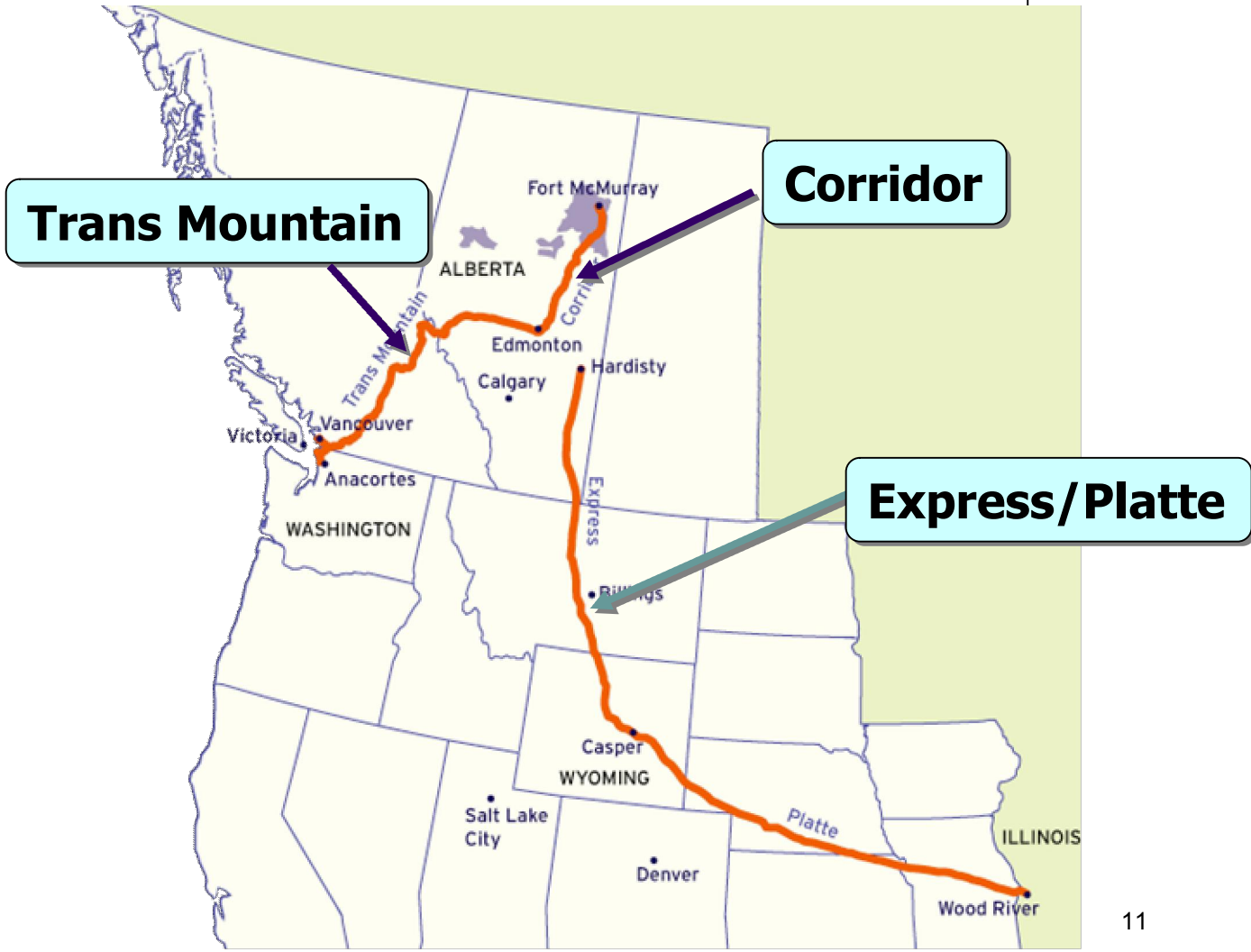

Corporate Update: Divestiture of U.S. Retail Operations

- Transaction:

  Assets: U.S./Mexican LDCs, ~260,000 customers
  Buyer: GE Financial
  Price: $710M plus wc
  Close: anticipated in 1Q 2007

- Rationale:
  - Attractive price, ~11x EBITDA
  - Small footprint
  - Provides platform for GE

Corporate Update: The Canadian Oilsands Opportunity

- Over $125 billion in announced oilsands projects by producers over the next 10 years
  - Production projected to almost triple 2005-2015
- Restricting factors:
  - Heavy-oil refining capacity
  - Takeaway pipeline capacity
- Implications for U.S. Natural Gas Market
  - Oilsands producers to become heavy users of natural gas

Canadian Oilsands: Supply

Canadian Crude Production by Type (a)

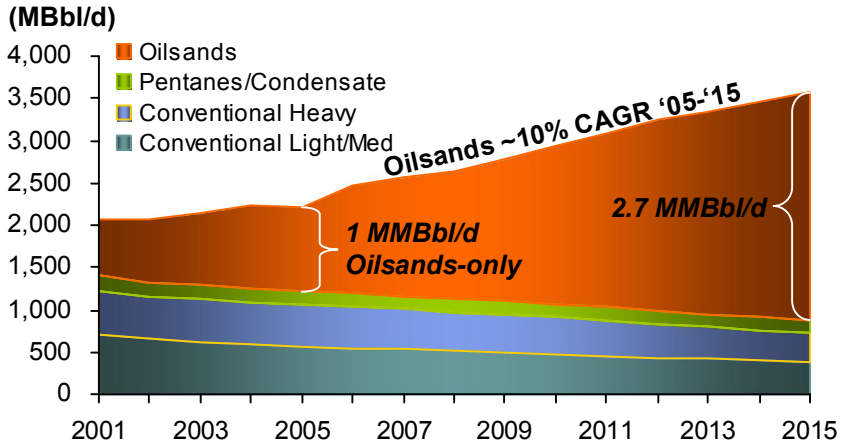

World Oil & Bitumen Reserves – Top 10 (b)

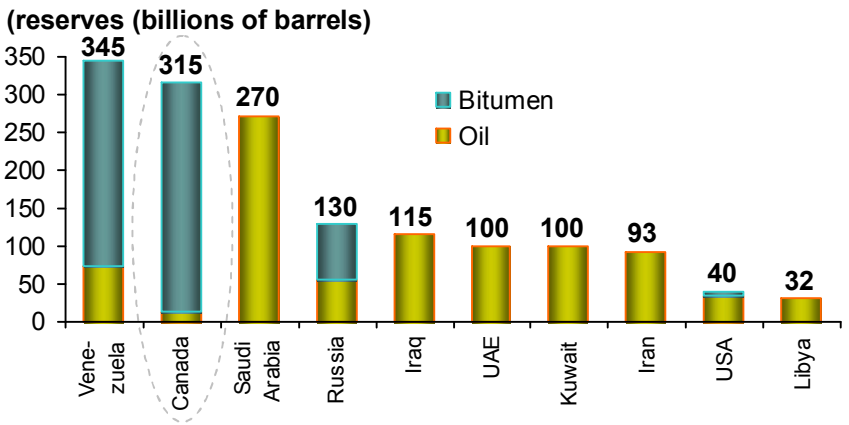

Production Costs: Mining (c)

Mining → ***Upgrading*** → ***Refining***

Total Operating & Upgrade: **Cdn $22-26/Bbl**
US $19-22/Bbl

Price = 30-40% below WTI

Oilsands Production Areas (c)



All amounts in U.S. dollars unless otherwise noted.

(a) Source: CAAP Moderate Case, July 2005 Crude Production and Supply Forecast 2005-2015.

(b) Source: NEB 2003 study "Canada's Energy Future, Scenarios for Supply and Demand to 2025". Note: Total discovered recoverable reserves of crude and bitumen (Saudi values are proven reserves, implying higher degree of certainty).

(c) Source: DBRS October 2005 industry study "The Canadian Oil Sands".

Canadian Oilsands: Takeaway Capacity (PADDs II & IV Have the Most Access to Canada)

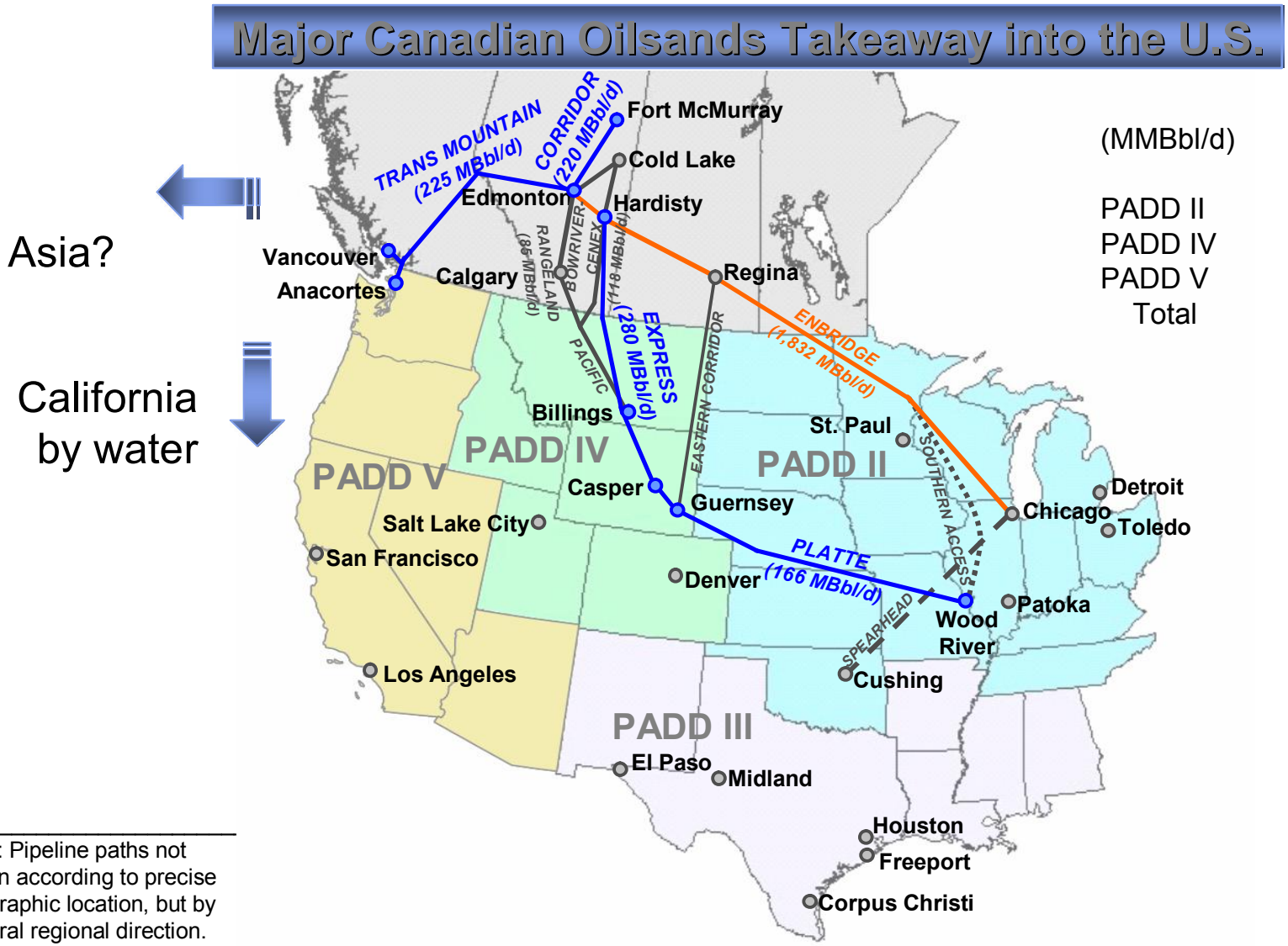

(MMBbl/d)	Trunkline Capacity in to U.S.
PADD II	**2.0**
PADD IV	**0.5**
PADD V	**0.1**
Total	**2.6**

Note: Pipeline paths not drawn according to precise geographic location, but by general regional direction.

Canadian Oilsands: KM Canada Opportunity - Trans Mountain Expansions

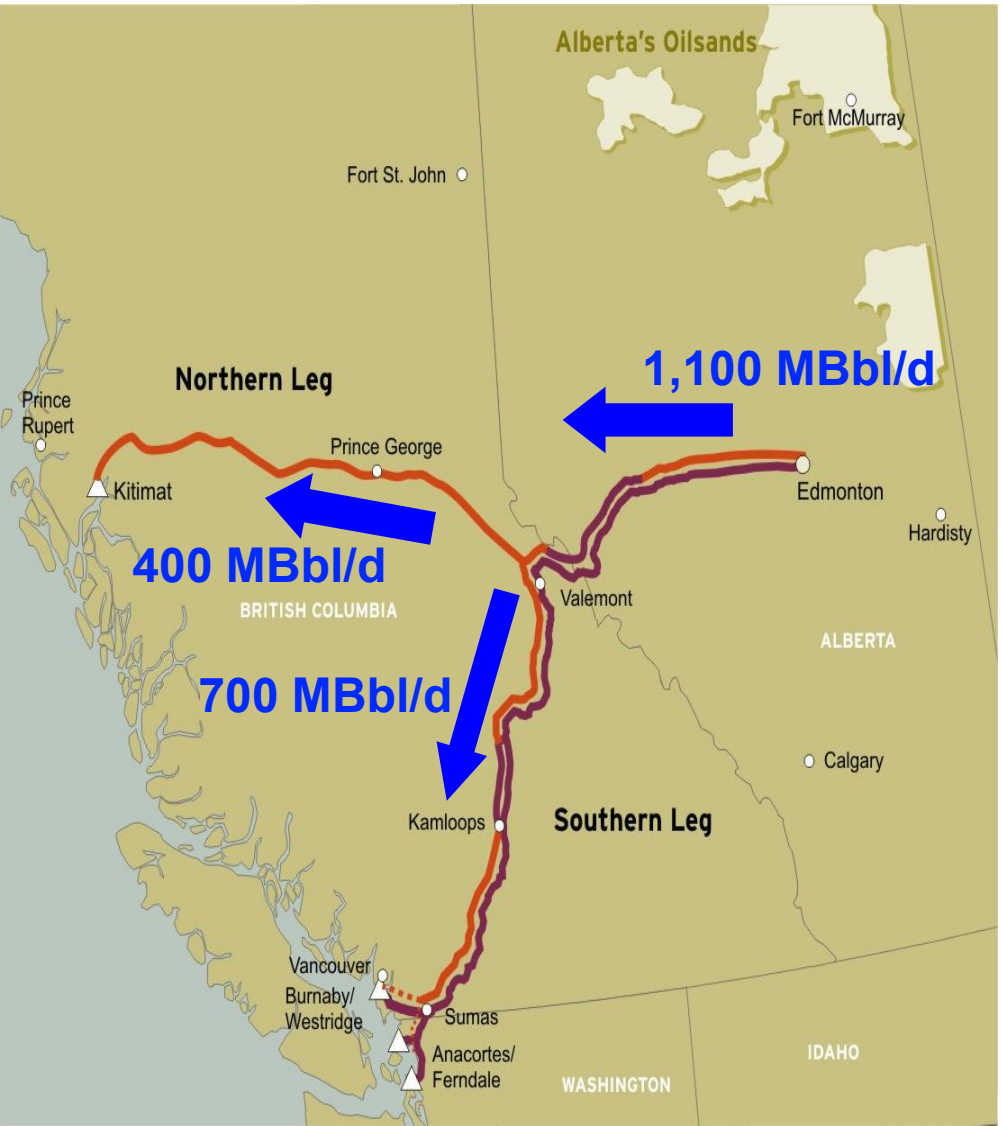

- **TMX1** – C$595 million ⇒ additional 75 MBbl/d
  - Pump Station Expansion, C$230 million, 35 MBbl/d, in-svc by April 2007
  - Anchor Loop, C$365 million, 40 MBbl/d, in-svc at end of 2008
- **TMX2** – Loop between Valemont & Kamloops and back to Edmonton, C$900 million, 100 MBbl/d by 2010
- **TMX3** – Loop between Kamloops & Lower Mainland, C$900 million, 300 MBbl/d by 2011
- **TMX North** – Line between Valemont & Kitimat, C$2.0 billion, 400 MBbl/d

Canadian Oilsands: Implications for U.S. Gas Markets

- Oilsands producers will become heavy users of natural gas…

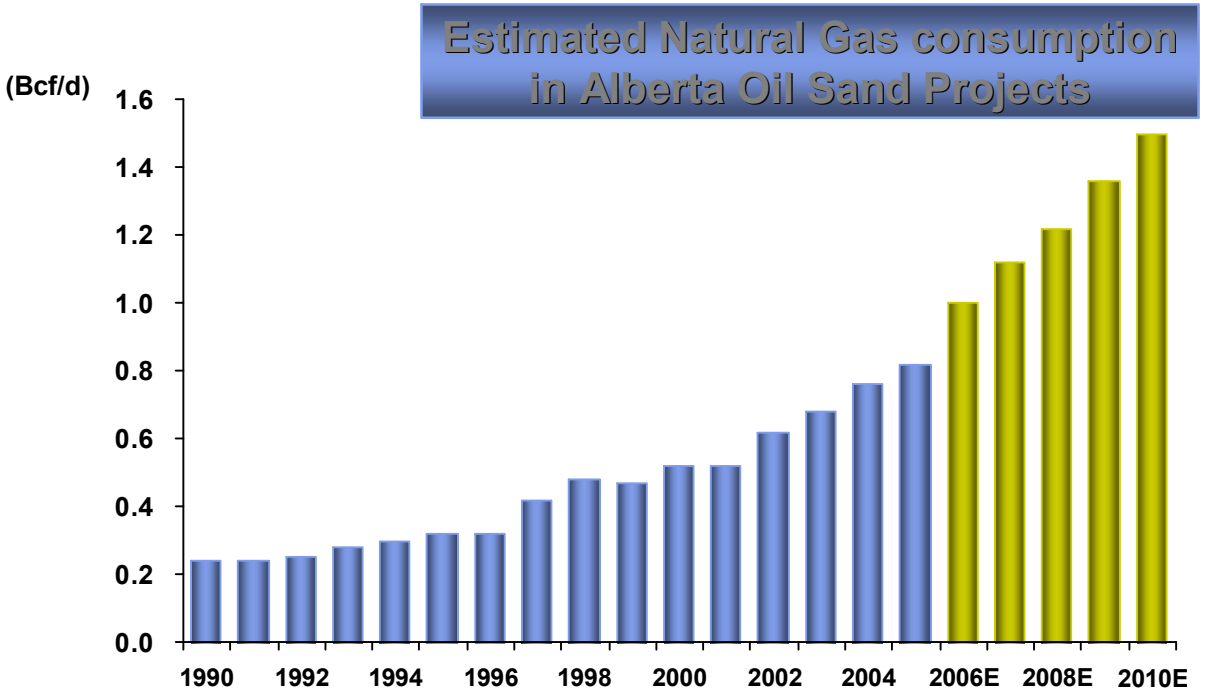

Canadian Oilsands: Implications for U.S. Gas Markets

- …but Oilsands use only one factor in supply / demand balance
  - LNG
  - New Pipeline Infrastructure
    - MacKenzie Delta
    - Alaska?

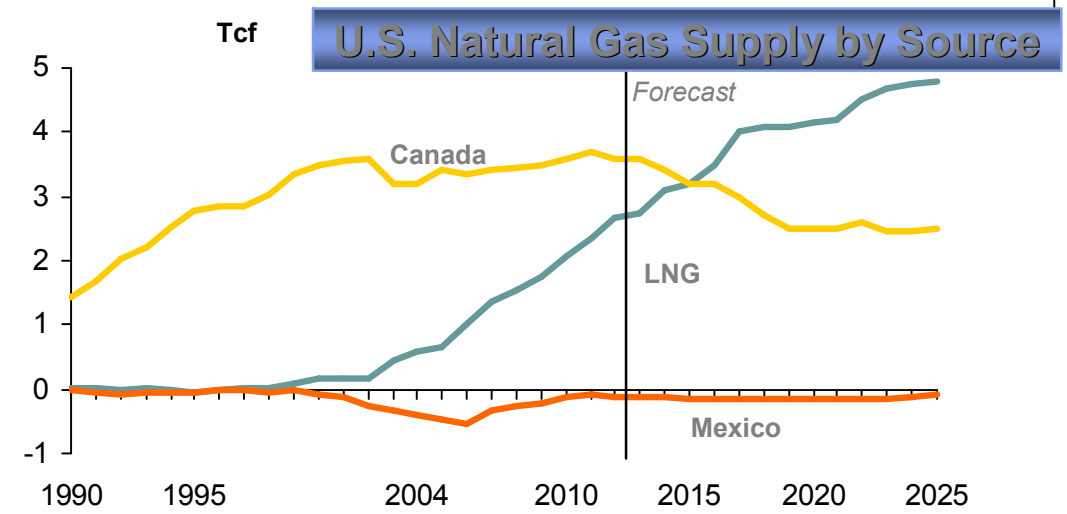

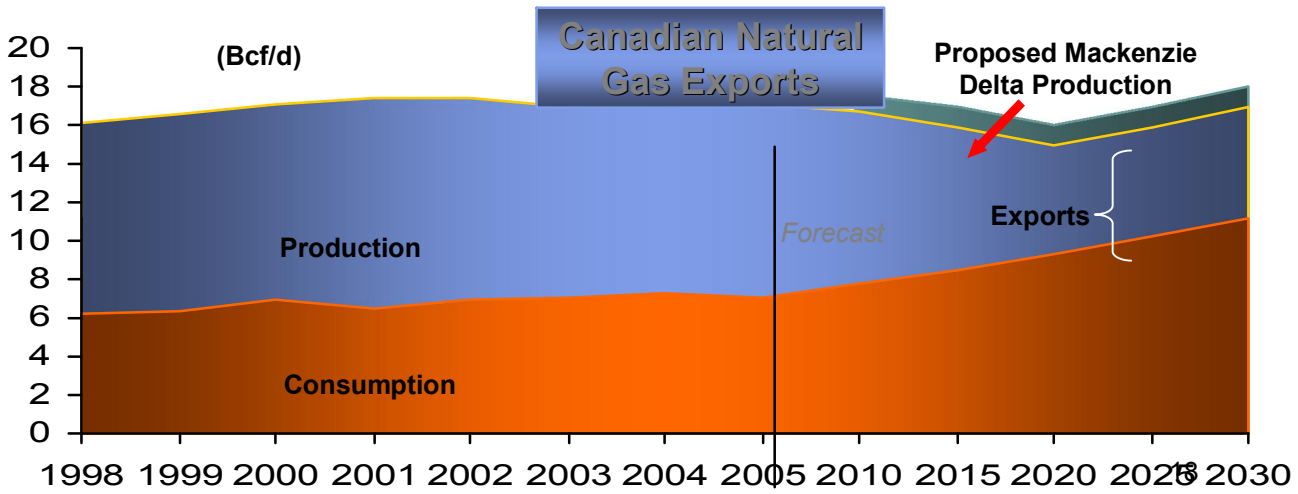

Pipeline Management

Ray Miller

VP Pipeline Management



Pipeline Management

- Spring/Summer 2006 Review
- Winter 2006/07 Expectations
- Summer 2007 First Look
- Gas Quality Topics
- Contact Lists

Spring/Summer 2006 Review

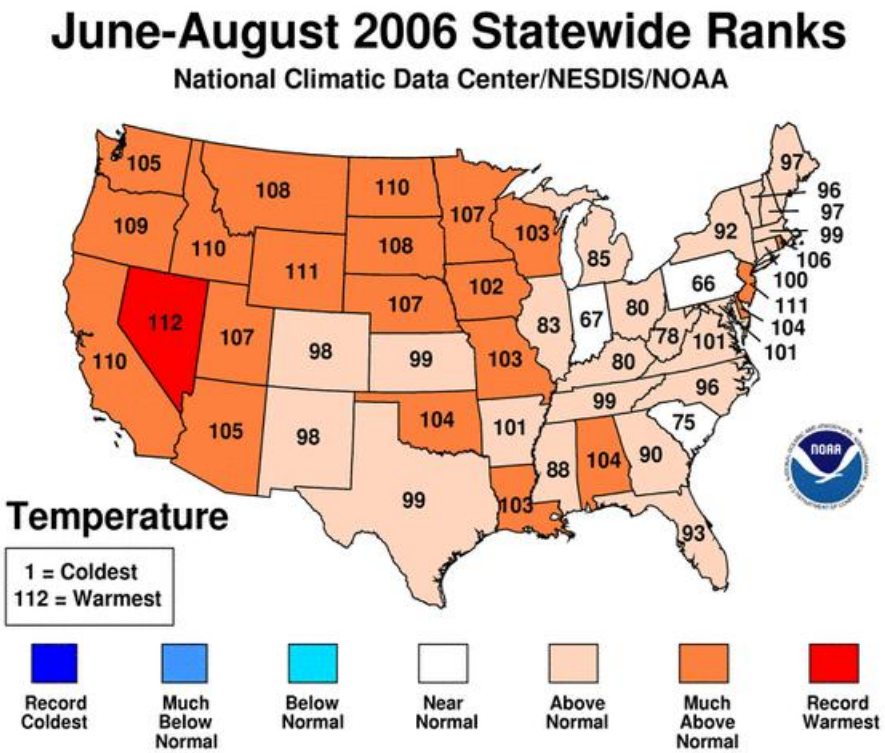

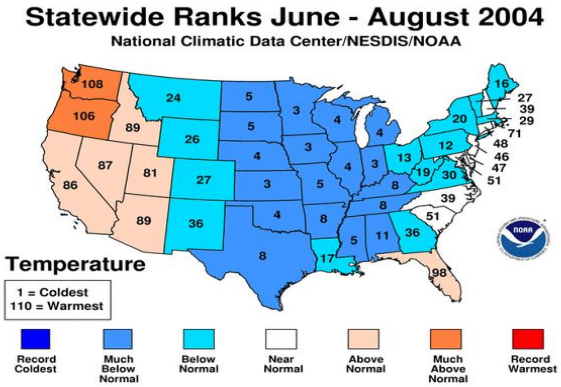

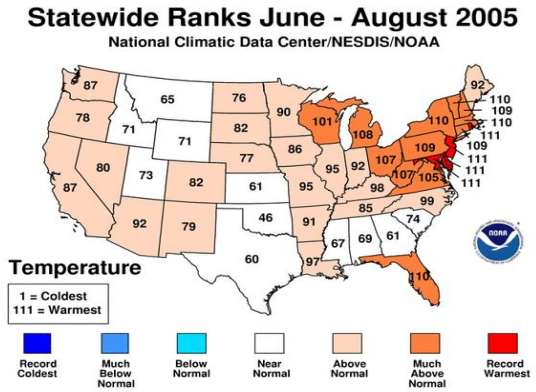

Spring/Summer 2006 Review



- **Transport Summary**
  - Amarillo Line was highly utilized
  - Cross Haul Line was highly utilized
  - Gulf Coast Line fluctuated with market demand
  - Louisiana Line was highly utilized
  - Increased South Texas and TexOk deliveries
  - Increased Permian deliveries
  - Trailblazer was highly utilized

Spring/Summer 2006 Review

- **Storage Summary**
  - Storage has been unpredictable
  - Strong price spreads to future months
  - Market volatility and weather sensitivity
  - Aquifers on target
  - Finally… injections in September

Spring/Summer 2006 Review

Using Field (non-aquifer) to keep Market (aquifer) on target

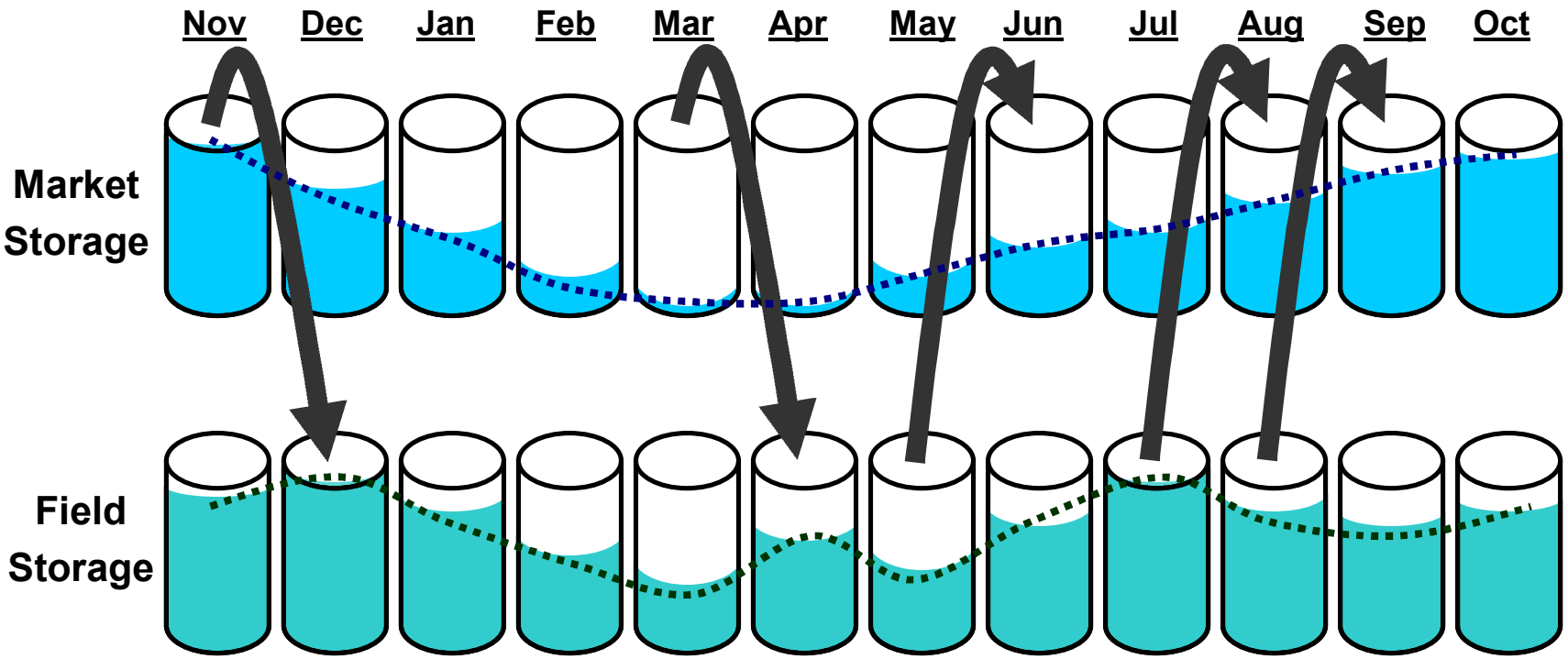

Example Only

Spring/Summer 2006 Review

Monthly Injections/Withdrawals



Spring/Summer 2006 Review

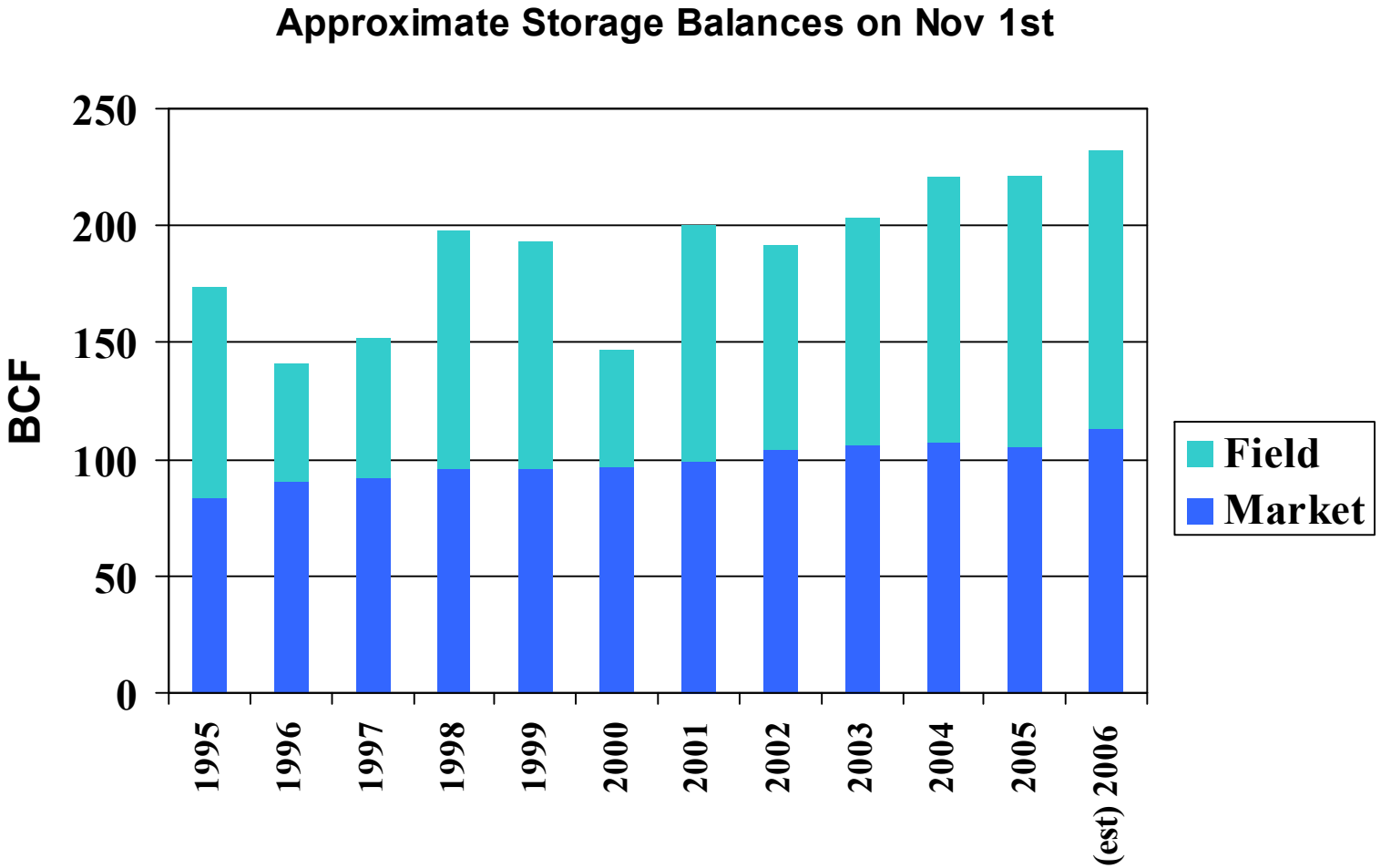

Spring/Summer 2006 Review

- Major 2006 Projects Completed
  - HP replacement/expansion and automation at Station 155
  - HP expansion at Station 801
  - Piping modifications at Station 154
  - Piping modifications at Station 303
  - Supply additions near Station 304
  - Supply addition at Station 802
  - Major unit repair at Station 602
  - Automation replacement at Station 198
  - Automation replacement at Station 106

- Integrity 2006 Projects Completed
  - GC projects between Stations 302 and 308
  - Amarillo projects between Stations 199 and 113
  - Chicago area projects on Volo and Crawford systems
  - OE #2 line project near Station 154

Spring/Summer 2006 Review



- Major 2006 Projects Underway
  - Electric system upgrades at Station 302 (Oct)
  - New HP installation at Columbus Junction storage (Oct)
  - HP replacement and piping changes at Sayre storage (Sep/Oct)
  - Piping modifications at Station 304
  - New HP at Station 803
  - Replace HP at Station 199
  - Upgrade HP at Station 110
  - HP replacement at Columbus Junction storage
  - Supply additions on Trailblazer
  - Class location regulation installation near Station 306
- Integrity 2006 Projects Underway
  - GC project near Station 310
  - Amarillo project from between Station 112 and Station 192
  - Chicago area project on Howard Street system

Spring/Summer 2006 Review

- Major 2006 Projects Planned
  - Permian line lowering near Station 169 (Sep)
  - Meter station replacement at N. Lansing storage (Oct/Nov)
  - Piping modifications at Station 342 (Sep)
  - Loop construction at N. Lansing storage
  - Supply additions in on GC system near Carthage
  - Replace HP at Station 300
- Integrity 2006 Projects Planned
  - Class location pipe replacement between Station 302 and 343 (Nov)
  - Piping modifications at Station 199 (Sep)
  - Piping modifications at Amarillo Mississippi River crossing (Oct)
  - Class location regulation installation near Station 302 (Oct/Nov)

Spring/Summer 2006 Review

Filtration is Important!





Spring/Summer 2006 Review

Running a Gauge Pig





Spring/Summer 2006 Review

Storage work continues





Spring/Summer 2006 Review

New HP Installations





Winter 2006/07 Expectations

- Transport Expectations
  - Expect Amarillo Line to be highly utilized
  - Expect Cross Haul Line to be highly utilized
  - Expect Gulf Coast Line to swing with market demand
  - Expect Louisiana Line to be highly utilized
  - LNG Influence?
  - Expect Trailblazer system to be highly utilized

Winter 2006/07 Expectations

- **Storage Expectations**
  - Price influence
    - Market volatility continuing
  - Weather influence
    - No consensus on weather patterns
  - Reduced weekend/holiday demand

Summer 2007 First Look



- Major Projects Planned
  - HP expansion 346, 342, 343 and 302
  - KMIP project work
  - Replace HP at Station 310
  - Replace HP at Station 196
  - Replace HP at Loudon storage
  - Replace HP at Herscher storage
  - Champaign lateral expansion project work
  - Amarillo interconnect with NNG in Iowa
- Integrity Projects Planned
  - GC from Station 311 to Station 113
  - Amarillo project from Station 110 to Station 113
  - Amarillo project from Station 196- Station 107
  - Louisiana project from Station 302 to Station 343
  - Chicago area project on Volo system
  - Chicago area project on Cal #2 system

Summer 2007 First Look

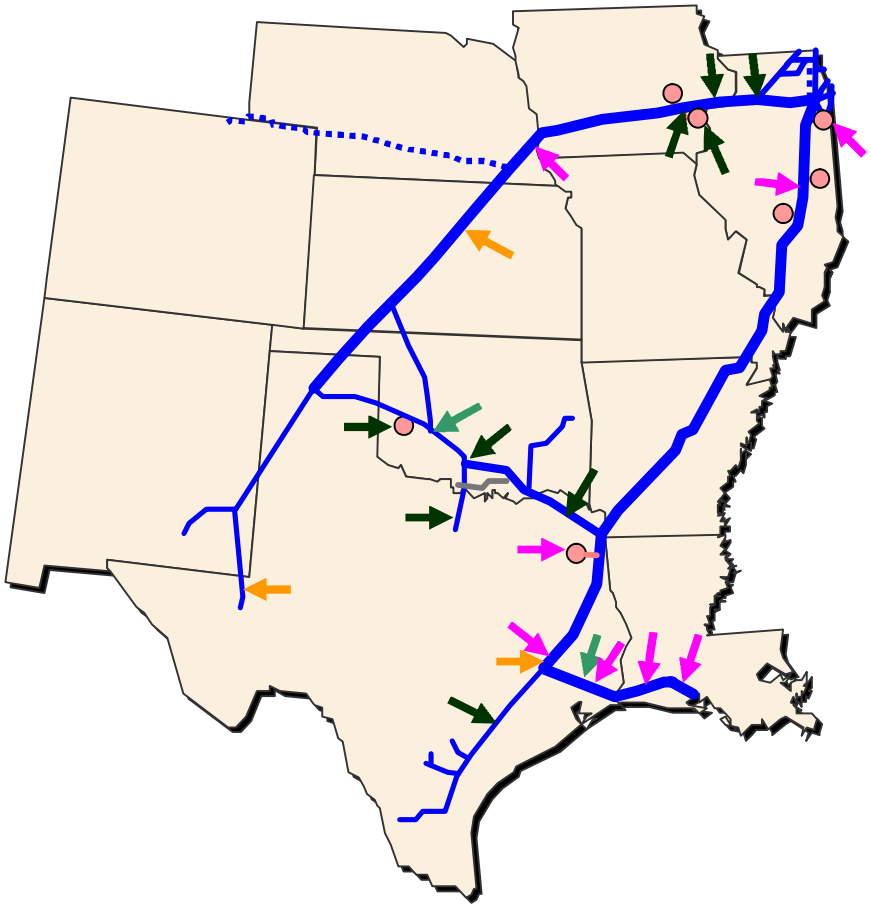

Compression / HP
Major Investment

2004
2005
2006
2007

Summer 2007 First Look



Natural

Apr 07, 1 month, Reroute GC #1, #2, & #3 lines crossing US 59 in, Marion County Texas
Apr 07, 1 day, Cleaning pig runs, La Line #1, Station 343 to Station 342
Apr 07, 1 day, Station 155 annual ESD test and electrical circuit maintenance
Apr 07, 1 day, Cleaning pig runs La Line #2, Station 343 to Station 342
Apr 07, 1 day, Station 112 annual ESD test and electrical circuit maintenance
May 07, 1 day, Station 346 annual ESD test and electrical circuit maintenance
May 07, 2 day, Station 343 annual ESD test and electrical circuit maintenance

Trailblazer

Feb 06, 2 day, Cleaning pig runs from Rockport to Station 601
Mar 07, 2 day, Station 601 annual ESD test and electrical circuit maintenance unit #1
Mar 07, 2 day, Electrical circuit maintenance unit #2
Apr 07, 5 day, Change out turbine package on unit #2

Horizon

No work scheduled at this time

Canyon Creek Compression

No work scheduled at this time

As posted on KM EBB 09/06/06

Gas Quality Topics

- Natural RP01-503
  - 05 hearing to establish “safe harbor” dew point
  - Favorable decision by Administrative Law Judge
  - FERC has not acted on Natural’s tariff language
- Natural’s objectives have not changed
  - Gas Quality acceptable for safe and reliable operation
  - Gas Quality acceptable to downstream end use markets
- Industry Progress
  - NGC white papers’ acceptance
  - Working with downstream LDCs on Tariff specs
  - NAESB progress

NGPL 2006 Contact List



Gas Control
24 hr 713-369-9400
Emer 800-733-2490
Pager 888-792-2669

Trennis Curry
713-369-9378
Cell 713-819-4577

John Heath
713-369-9348
Cell 713-823-6927

Danny Ivy
713-369-9311
Cell 713-829-2761

Ray Miller
713-369-9330
Cell 713-206-8338

Trans and Stor Services
Paul Haas
713-369-3243
Cell 713-829-0462

Gene Nowak
713-369-9329
Cell 713-252-9759

Rick Clark
713-369-9340
Cell 713-907-6413

TASS Hotline
24 hr 713-369-9683

Dart Help Line
24 hr 800-258-3278

Account Services
Dave Weeks
630-691-3616
Cell 630-399-1193

Donette Bisett
713-369-9316
Cell 713-724-6445

Mark Kissel
630-691-3641
Cell 630-269-1663

Field Operations
Joe Mclaughlin - N. Region
630-691-3802
Cell 630-269-3006

Bob Montgomery - W. Region
806-379-2041 Ext 225
Cell 806-679-0320

Dennis Wamsley - S. Region
713-369-9502 Ext: 220
Cell 713-206-7889

Dee Bennett – Chicago Area
815-725-1405
Pager 888-372-6198
Cell 815-693-0517

Dwayne Burton
713-369-9356
Cell 281-414-2137

Supply and Market Growth

Mark Kissel
VP Business Management



New Supply
Mid-2006 vs. 2003

Midcontinent Zone Increase
Receipt Capacity: 1,669 MMcf/d
Avg. Daily Receipts: 389 MMcf/d

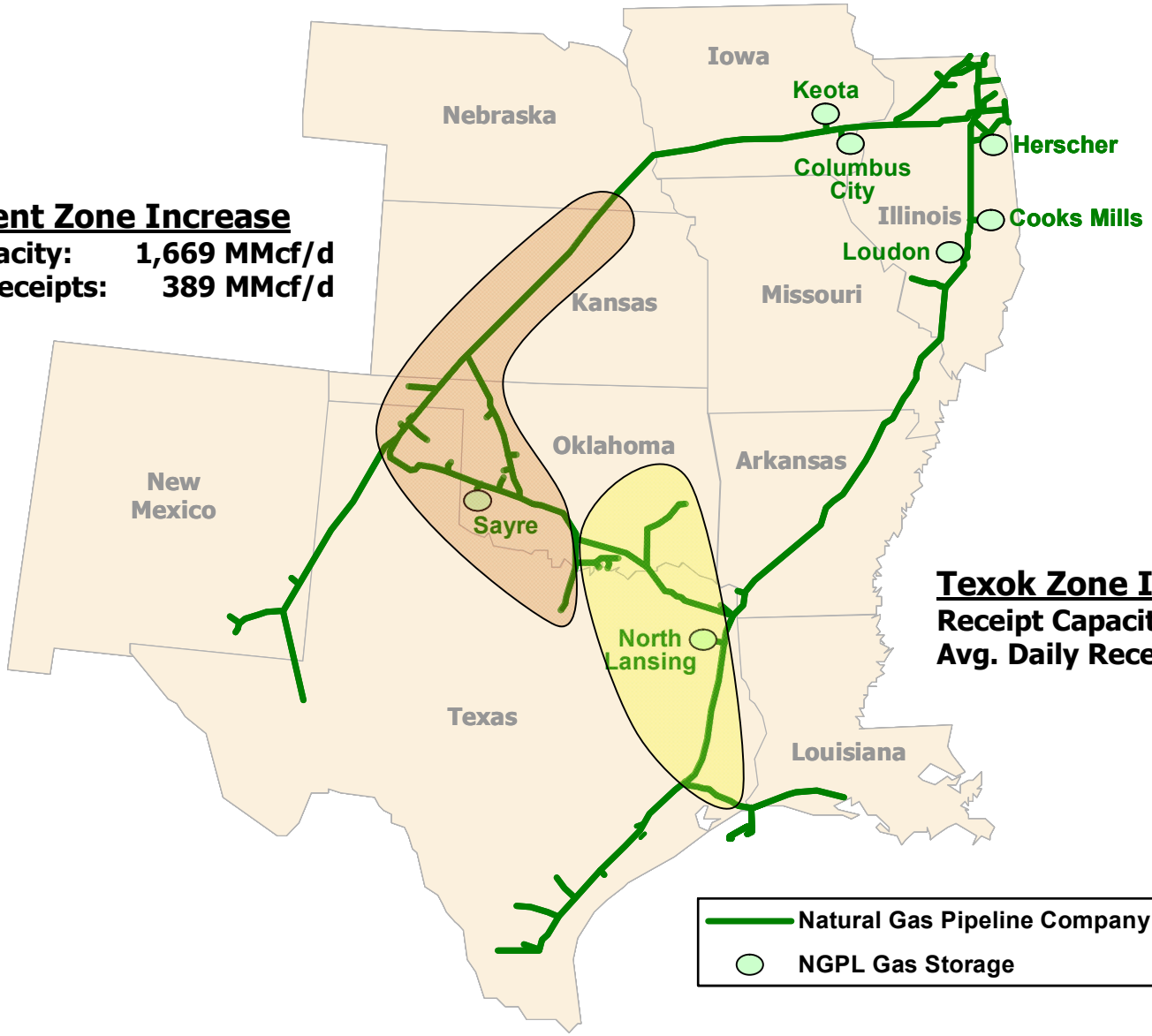

Texok Zone Increase
Receipt Capacity: 2,560 MMcf/d
Avg. Daily Receipts: 459 MMcf/d

Market Growth

Direct Connect Power Plant Throughput

Delivery Zone	2004 (Bcf)	2004 CDDs	2005 (Bcf)	2005 CDDs	2006 (Bcf) (YTD)	2006 CDDs (YTD)	Normal CDDs
Market	2.3	615	12.1	1,166	9.5	880	830
Midcontinent	6.3	2,653	13.6	3,120	8.9	2,788	2,568
Texok	83.0	3,297	72.2	3,292	56.8	2,489	2,893
TOTAL	91.5	6,565	97.9	7,578	75.2	6,157	6,291

Cooling Degree Days based on Chicago for the Market Zone, Dallas for the Midcontinent Zone and Houston for the Texok Zone

Ethanol Plants

State	Number of Probable Plants	Annual Usage (Bcf)
Nebraska	6	19.0
Iowa	2	4.7
Illinois	6	14.7
	14	38.4

Increased Utilization of System

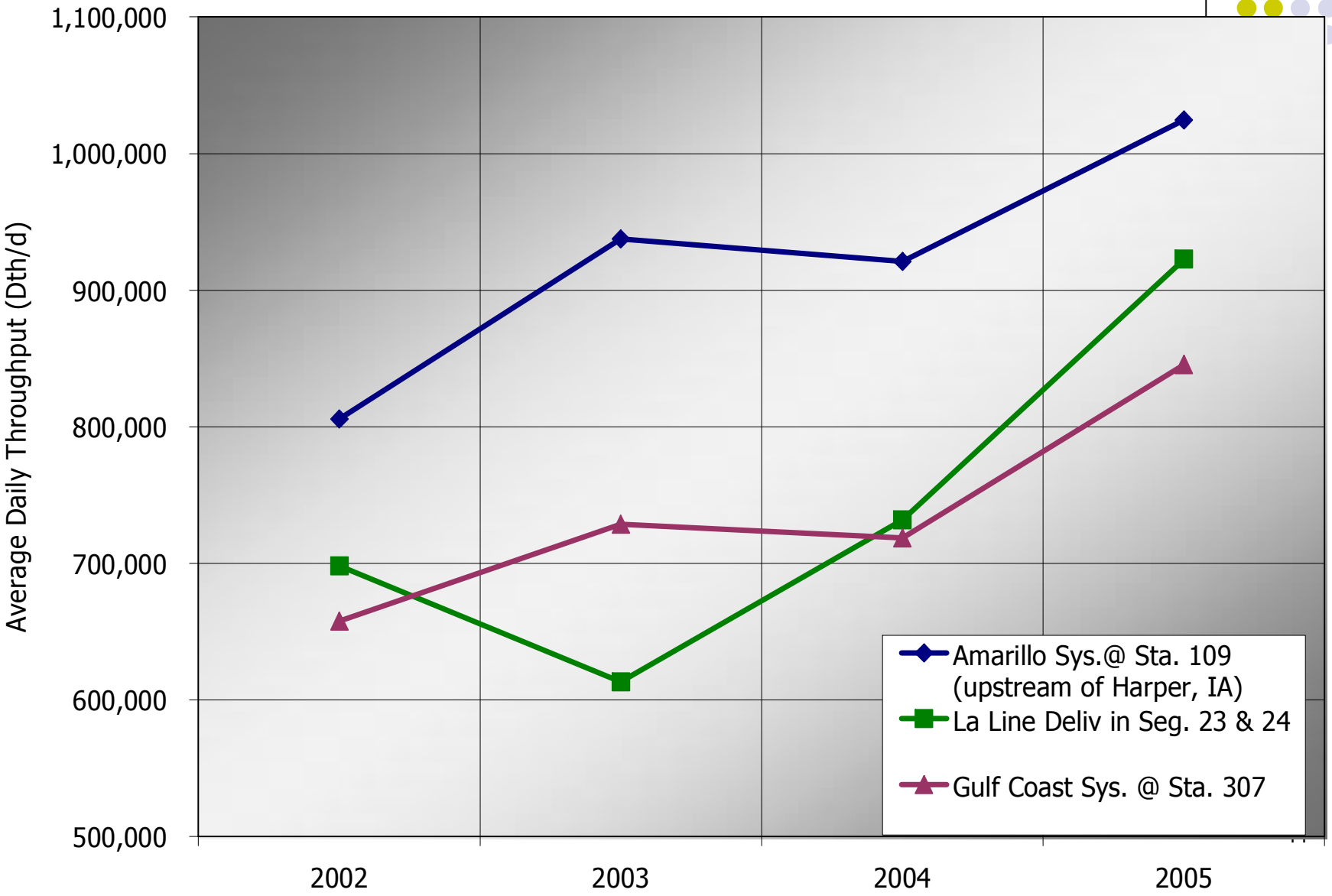

Increase usage of Gulf Coast System during peak periods

Gulf Coast Utilization on days during December with 42 HDD's at Chicago O'Hare.

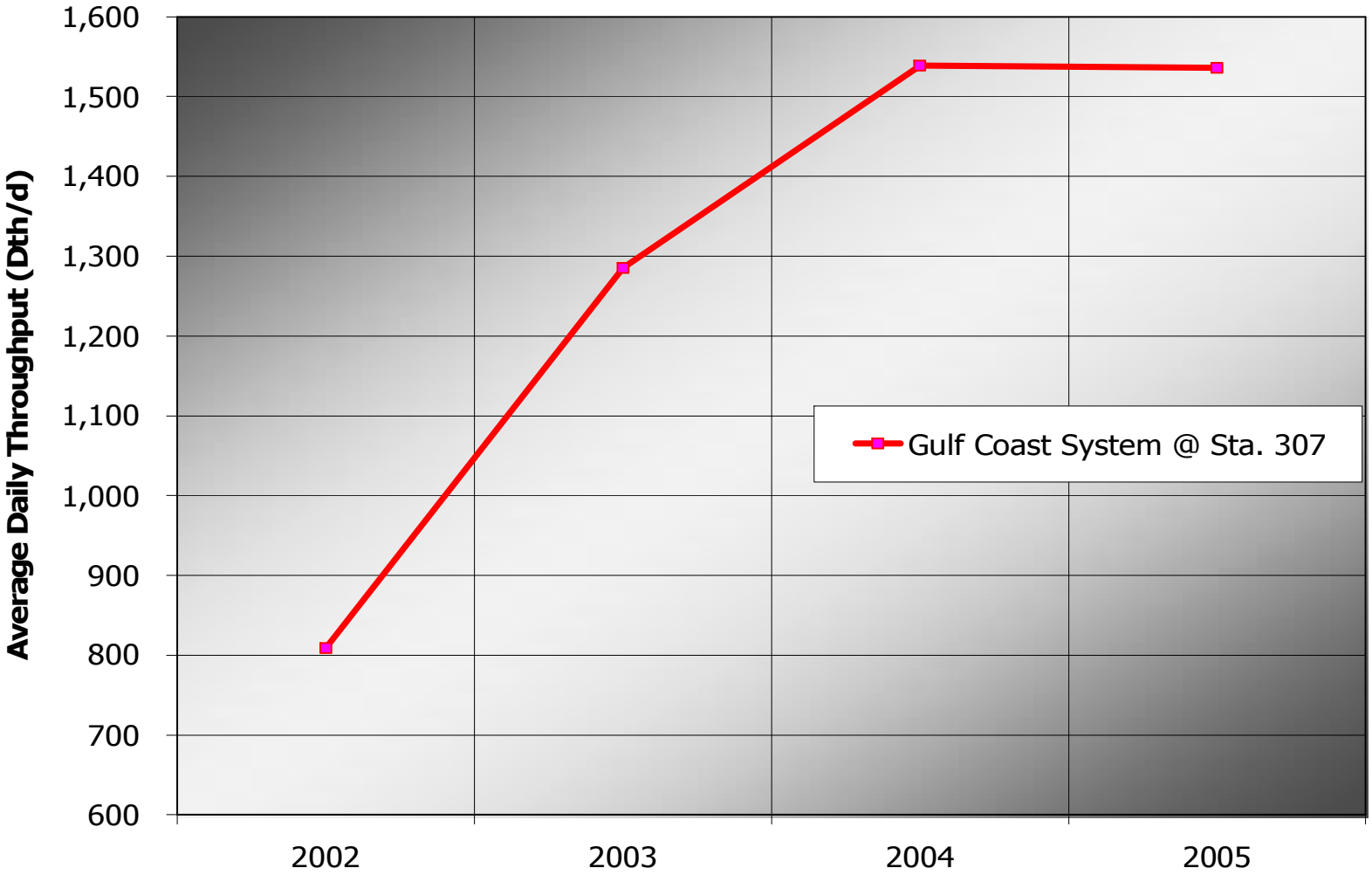

Available Capacity Commencing September 2006

(As posted on NGPL Segment Capacity Grid, 9/14/06)

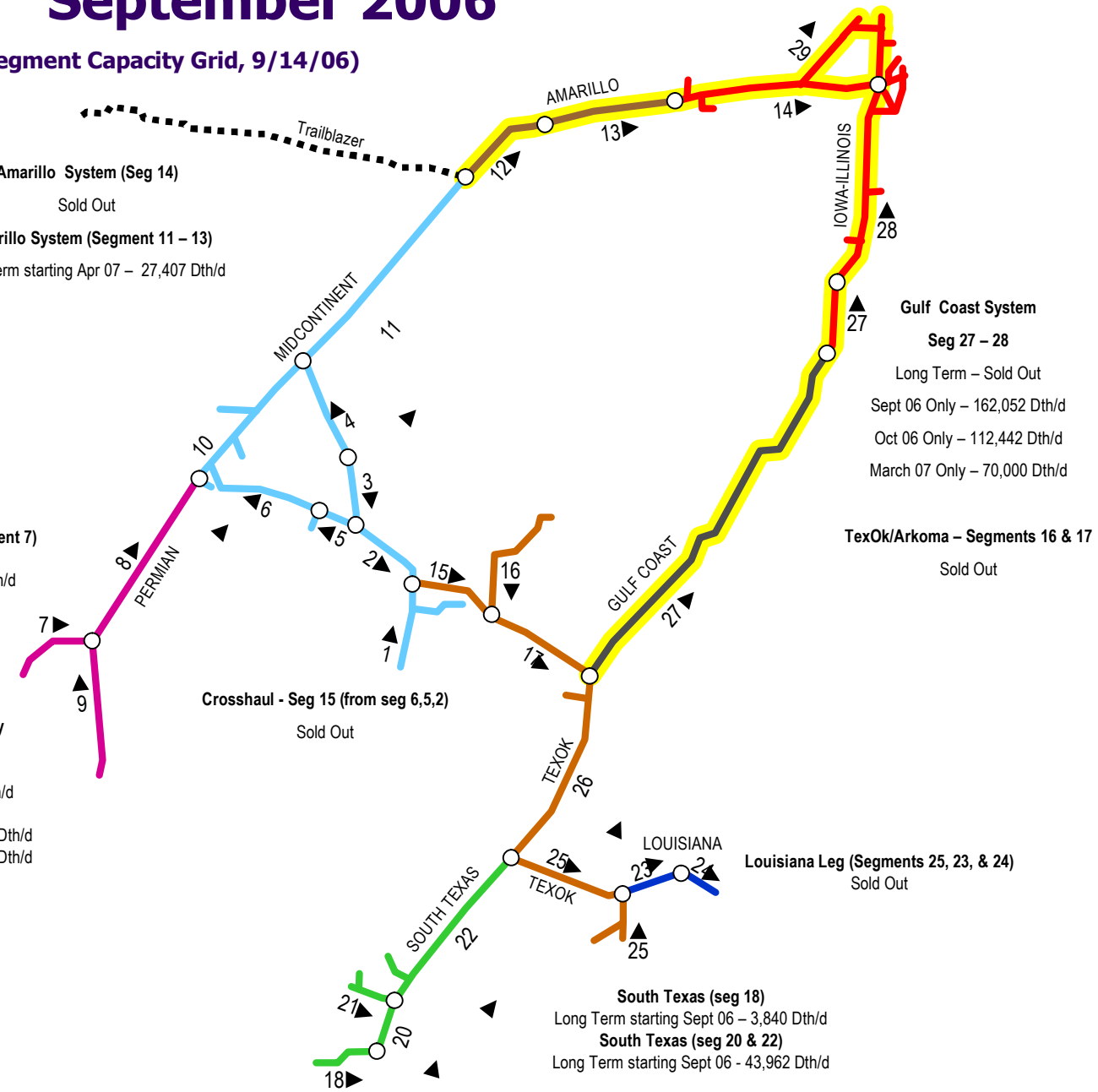

Amarillo System (Seg 14)

Sold Out

Amarillo System (Segment 11 – 13)

Long Term starting Apr 07 – 27,407 Dth/d

Gulf Coast System

Seg 27 – 28

Long Term – Sold Out

Sept 06 Only – 162,052 Dth/d

Oct 06 Only – 112,442 Dth/d

March 07 Only – 70,000 Dth/d

Permian System (Segment 7)

Long Term starting

Sept 06 – 124,475 Dth/d

TexOk/Arkoma – Segments 16 & 17

Sold Out

Crosshaul - Seg 15 (from seg 6,5,2)

Sold Out

Seg 9 Backhaul Capacity

Long Term starting

Sept 06 – 103,000 Dth/d

Sept 06 Only – 121,000 Dth/d

Oct 06 – 221,000 Dth/d

April thru Oct 2007 – 103,000 Dth/d

April thru Oct 2008 – 143,000 Dth/d

Louisiana Leg (Segments 25, 23, & 24)

Sold Out

South Texas (seg 18)

Long Term starting Sept 06 – 3,840 Dth/d

South Texas (seg 20 & 22)

Long Term starting Sept 06 - 43,962 Dth/d

Panel Discussion

Storage Development
Ron Brown, KMI
Pat De Ville, Enstor
Paul Korman, Van Ness Feldman
Bill McCartney, Vitol S.A., Inc.



Business Development

Steve Harris

VP Business Development



Topics of Discussion

- Committed Projects
  - Kinder Morgan Rockies Express Pipeline
  - Kinder Morgan Louisiana Pipeline
  - NGPL LA Line Expansion
  - NGPL Segment 17 Expansion
- Proposed Projects
  - KM Midcontinent Express Project
  - KM Fayetteville Pipeline Project
  - KM Carthage Project
- Ethanol Projects
- Supply Additions
  - 2005 Interconnects
  - 2006 Interconnects

Rockies Express Pipeline

Project Staging

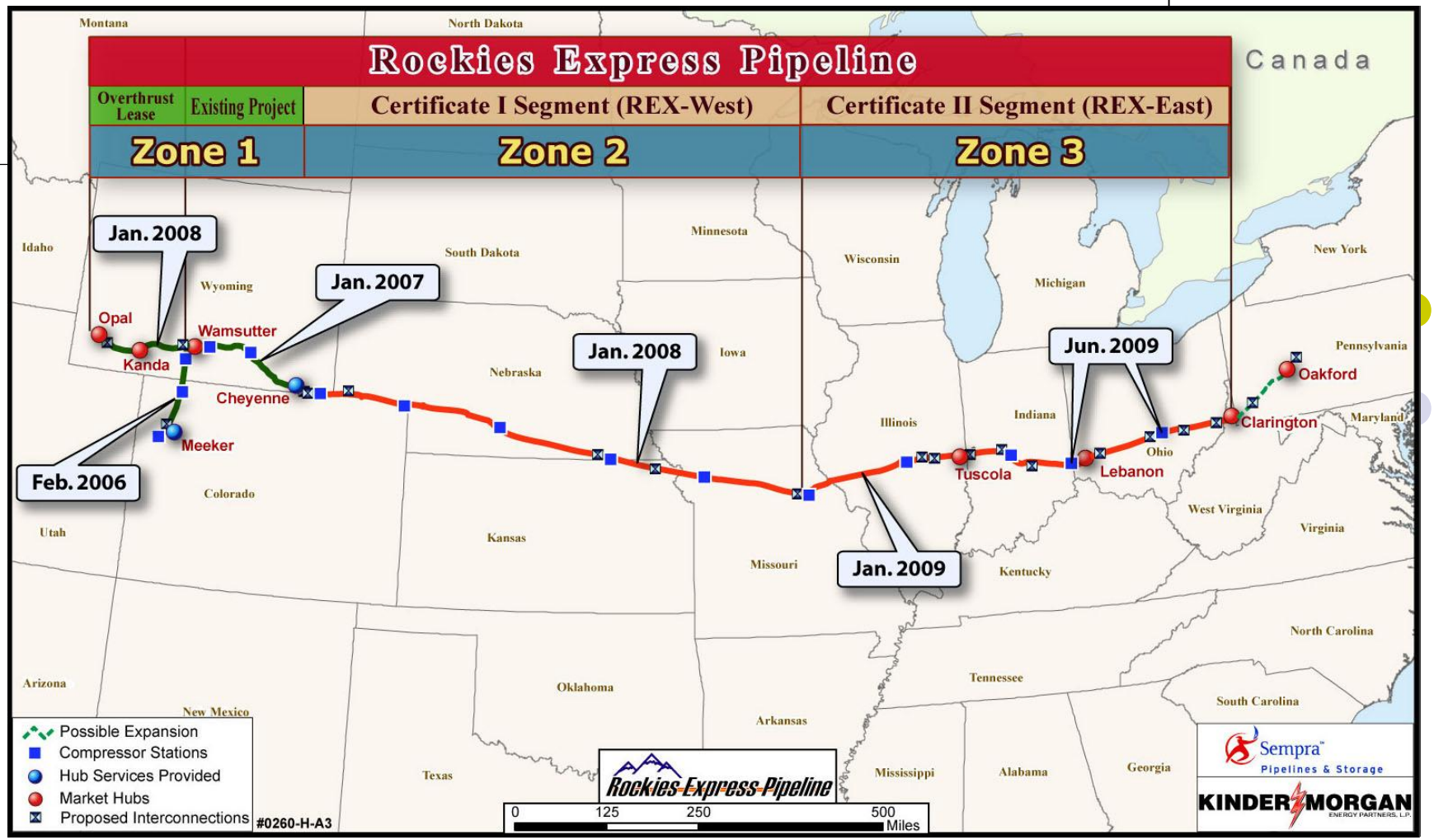

Rockies Express Project Overview



- Rockies Express (REX): 1.8 Bcf/d
  - **REX Zone 1 (formerly Entrega)**
    - 130 miles of 36” pipeline from Meeker, Co to Wamsutter, WY
    - 190 miles of 42” pipeline from Wamsutter to Cheyenne Hub
  - **REX Zones 2 and 3**
    - 1,350 miles of 42” pipeline from Cheyenne Hub to Clarington, OH
  - **Overthrust Capacity Lease**
    - 625,000 Dth/d of capacity from Opal, WY to Wamsutter
    - Installation of approx. 70 miles of 36” pipeline from Kanda, WY to Wamsutter

REX Shippers

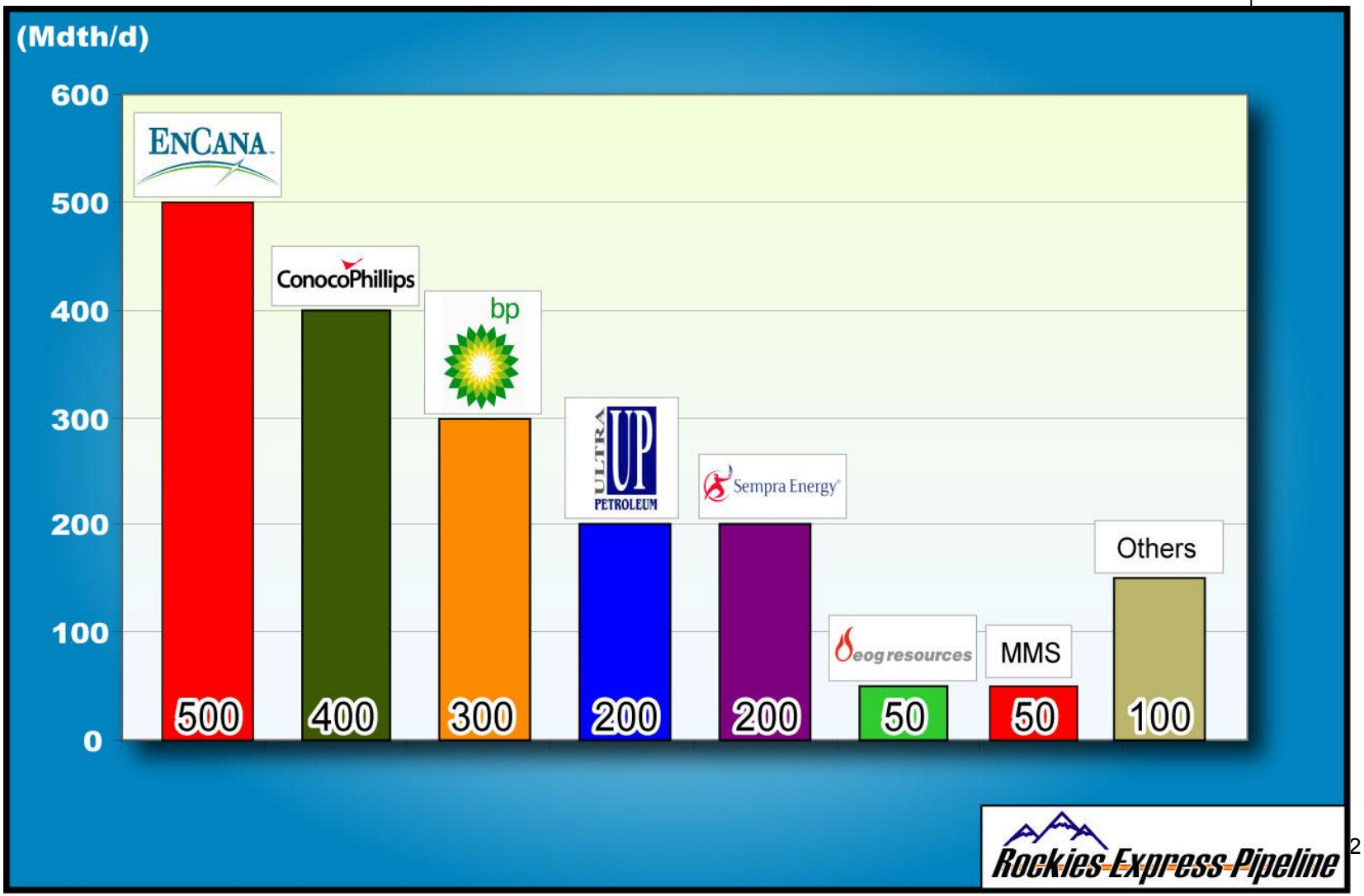

Kinder Morgan Louisiana Pipeline

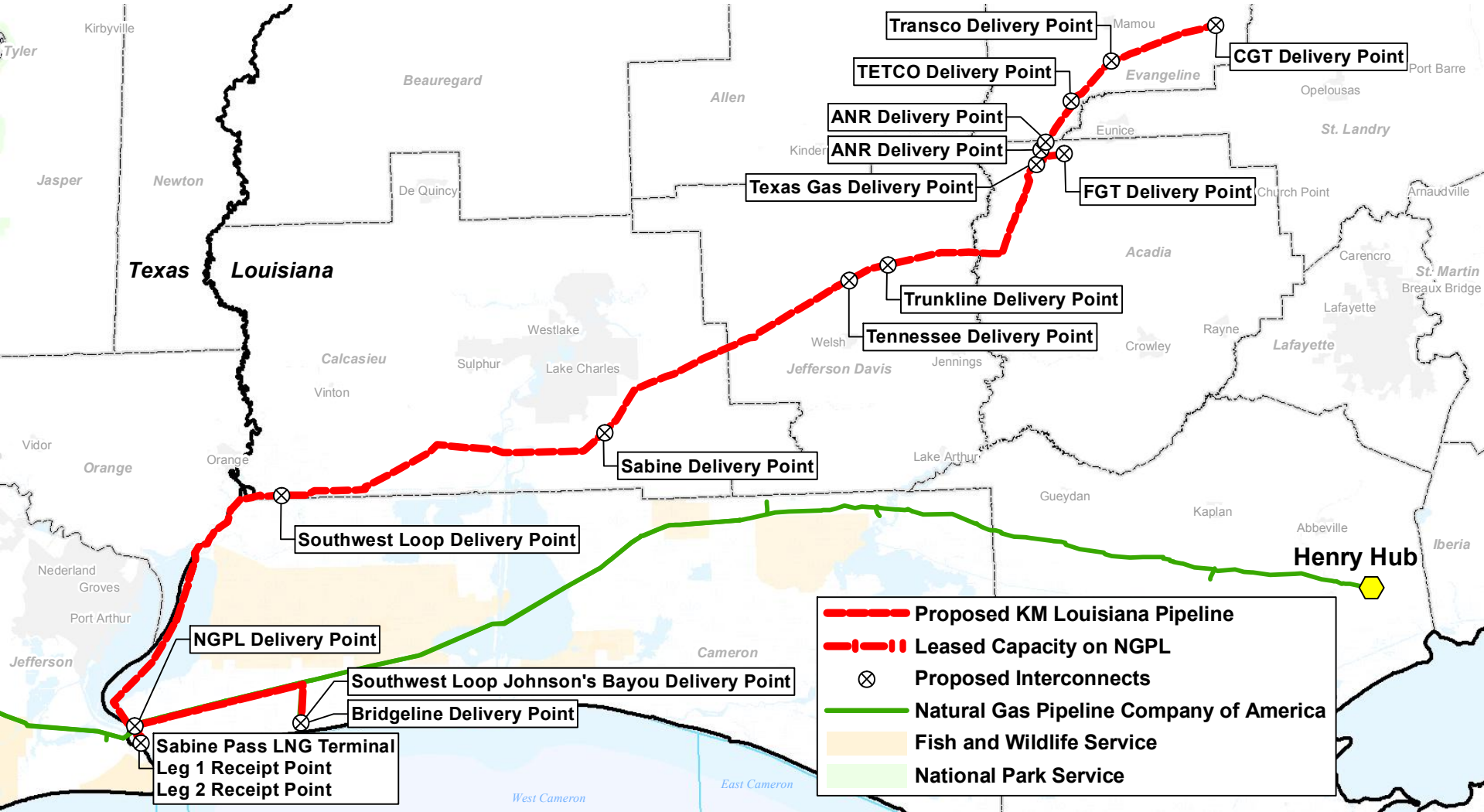

Kinder Morgan Louisiana Pipeline

- Capital Cost - $490 MM
- Receipt Point: Cheniere Sabine Pass LNG Terminal
- Delivery Point: Various inter/intra-state pipelines and ending in Evangeline Parish, LA.
- Capacity
  - Rayne Lateral (Leg 1)
    - 137 miles 42”
    - 2,130,000 Dth/d
  - NGPL Lateral (Leg 2)
    - 1 mile 36”
    - 1,597,500 Dth/d
    - Includes 200,000 Dth/d of lease capacity on NGPL to Johnson’s Bayou Southwest Loop area
  - Tie-in Facilities between Rayne and NGPL Laterals, 1,065,000 Dth/d

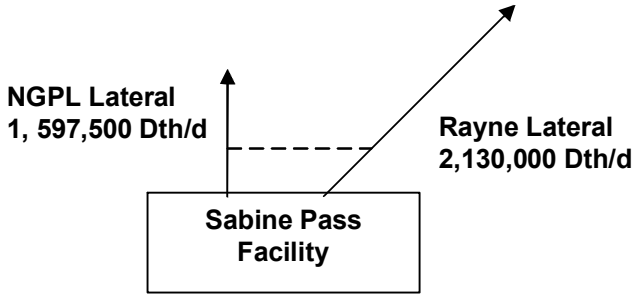

Kinder Morgan Louisiana Pipeline Procedural Timeline



September 2006:	**File FERC Application**
June 2007:	**Receive FERC Certificate**
July 2008:	**Begin Construction**
October 1, 2008:	**In-service for NGPL Lateral (Leg 2)**
April 1, 2009:	**In-service for Rayne Lateral (Leg 1 - available for service as early as September 2008)**

NGPL Louisiana Line Expansion

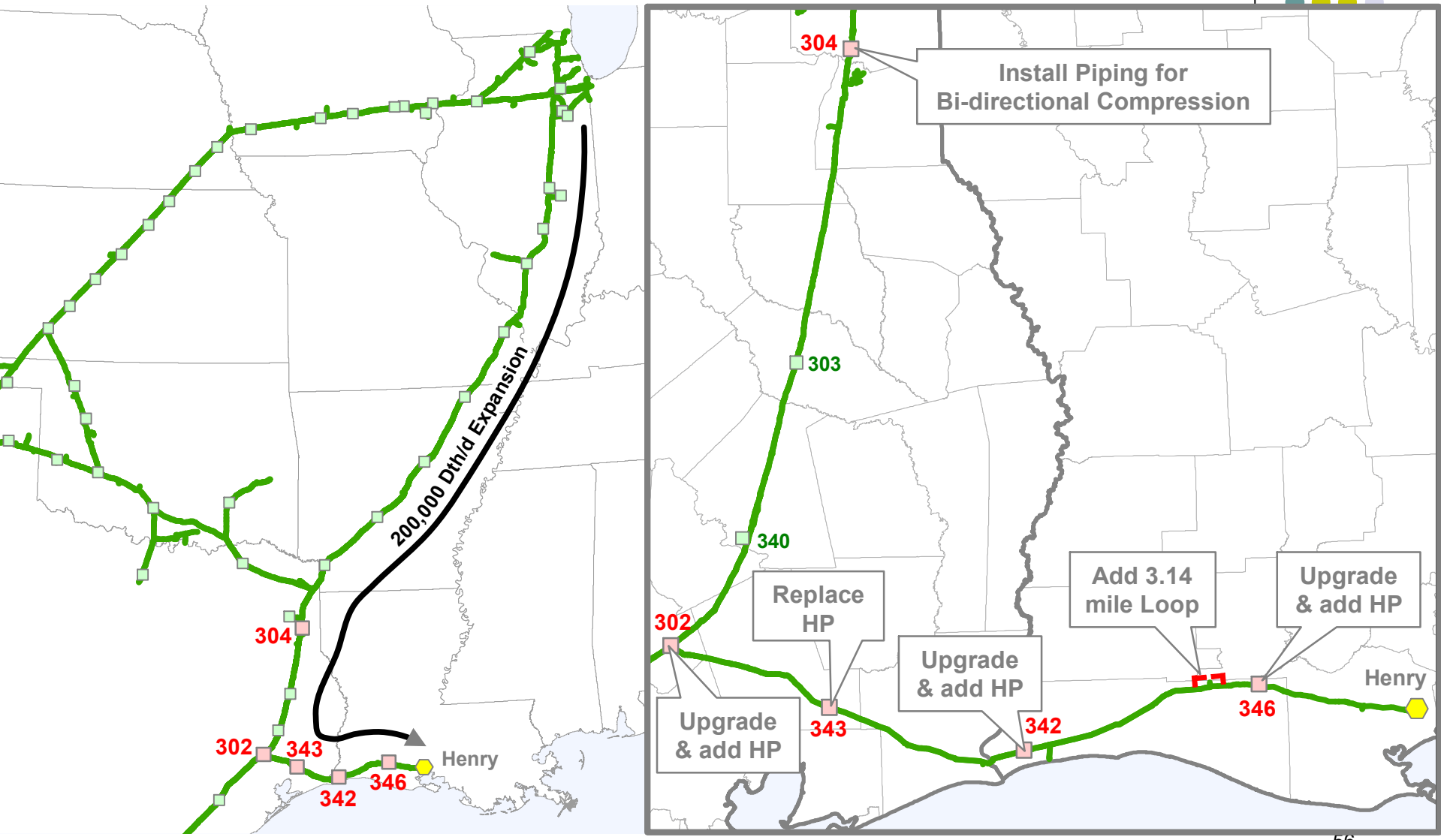

NGPL
Louisiana Line Expansion



- Capacity is 200,000 Dth/d and is fully subscribed
- Contract path was sourced from the north end of the Gulf Coast Line
- Binding Open Season was for 3 weeks ending May 2, 2006
- Estimated In-service is January 1, 2008
- Capital Cost estimate is $68.7 MM

NGPL
Segment 17 Expansion Project

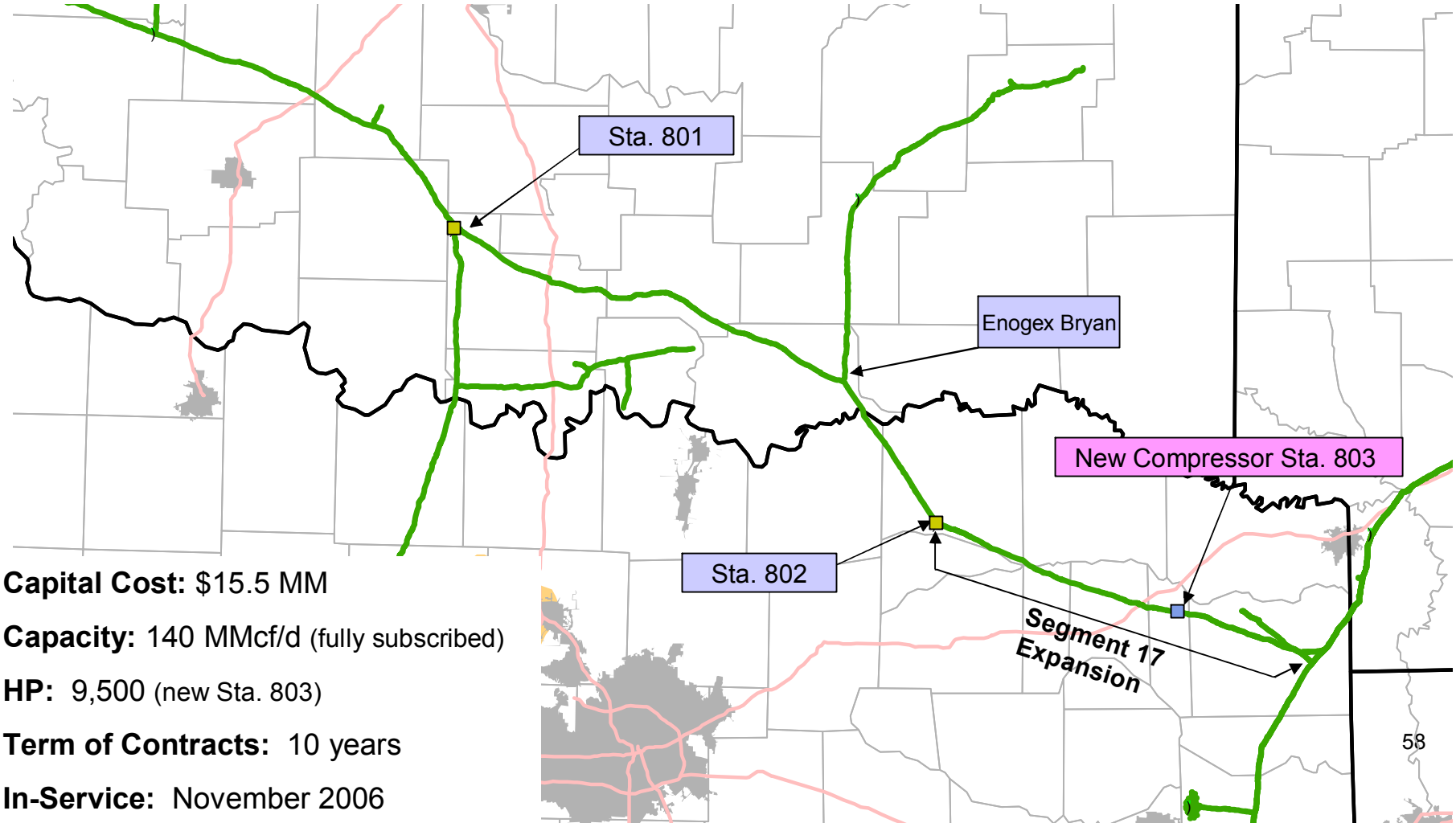

Capital Cost: $15.5 MM

Capacity: 140 MMcf/d (fully subscribed)

HP: 9,500 (new Sta. 803)

Term of Contracts: 10 years

In-Service: November 2006

KM Midcontinent Express Pipeline

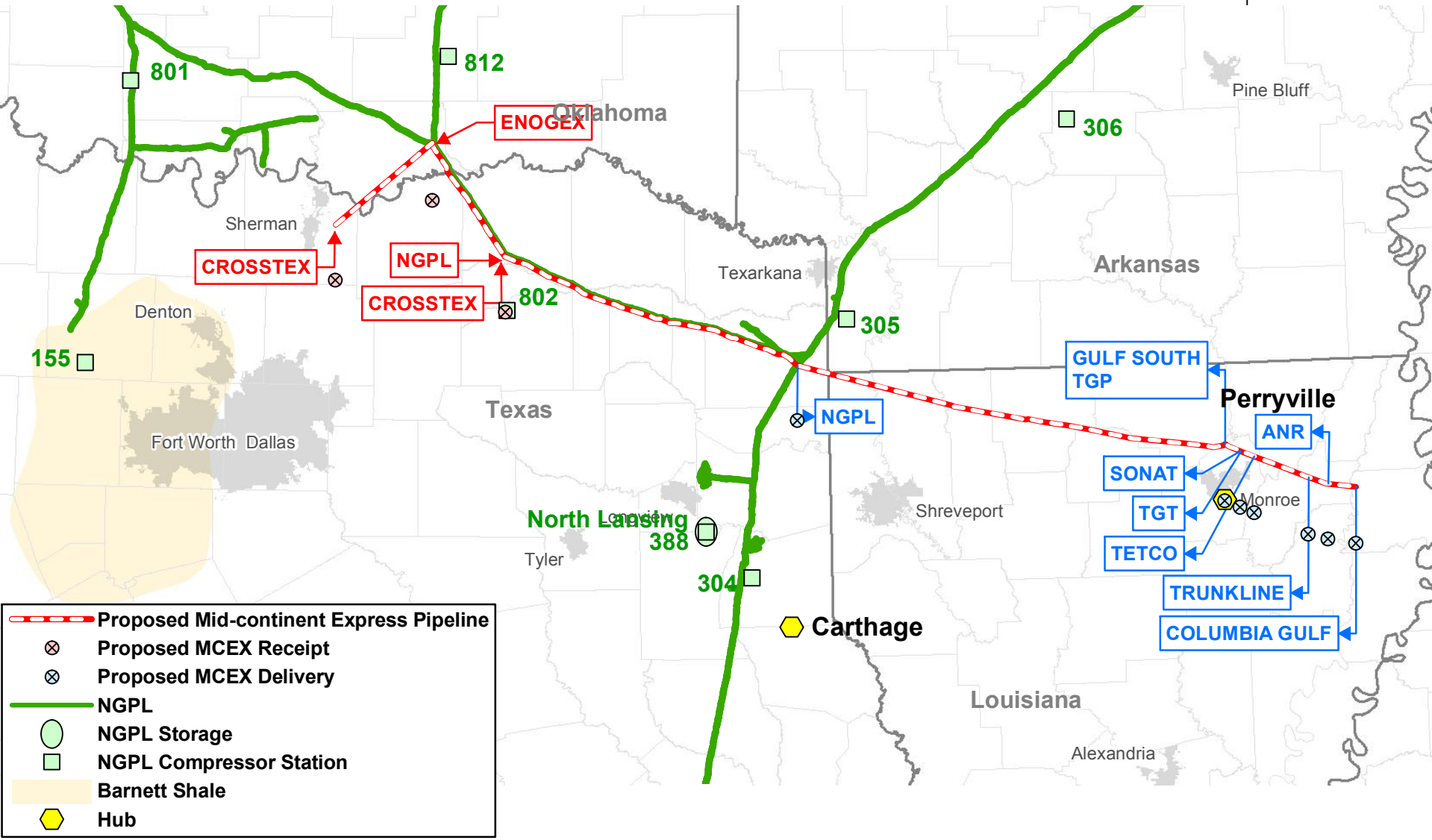

KM Midcontinent Express Project Specifics

- Capacity: 1.1 Bcf/d
- Route: Sherman (Barnett Shale) to Bennington area through Perryville to CGT
- 343 Miles
  - 39 miles of 36” pipe
  - 304 miles of 42” pipe
- Contract Term: 10 years
- In-service Date: March-August 2009
- 3 Receipt Points
- 9 Delivery Points

KM Midcontinent Express Pipeline Project Timeline

October 2-27, 2006:	**Conduct Open Season for capacity**
February 2007:	**NEPA Pre-Filing Application**
September 2007:	**File FERC Application**
July 2008:	**Receive FERC Certificate**
August 2008:	**Begin Construction**
January 2009:	**In-service 802 to NGPL Atlanta**
March-August 2009:	**In-service for remaining capacity**

KM Fayetteville Pipeline

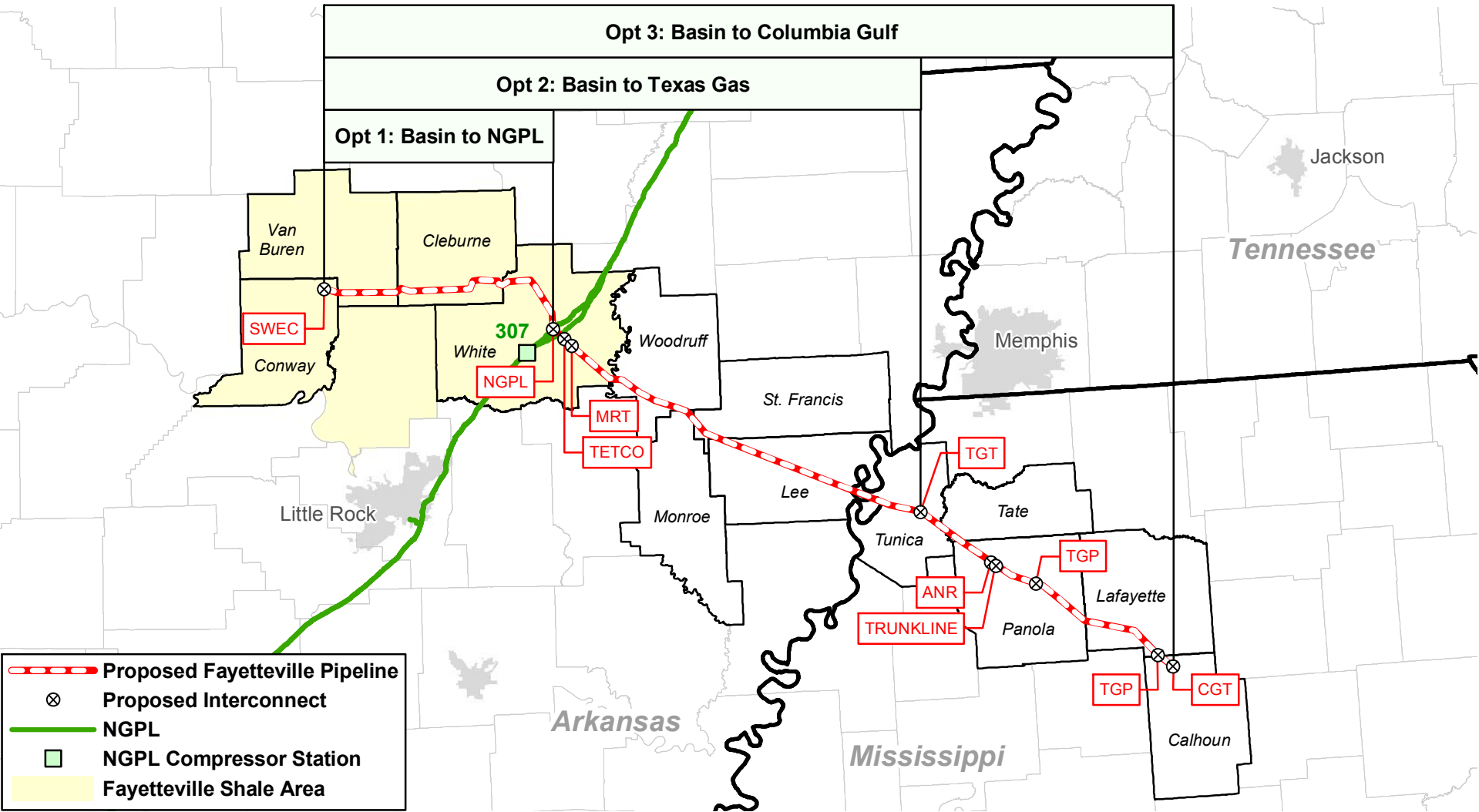

KM Fayetteville Pipeline

- Three construction options
  - 65 miles of 24” or 30”
  - 147 Miles of 24” or 30”
  - 212 miles of 24” or 30”
- Capacity of 500 MMcf/d to 900 MMcf/d
- Anticipated In Service of 1/1/09

KM Carthage Project

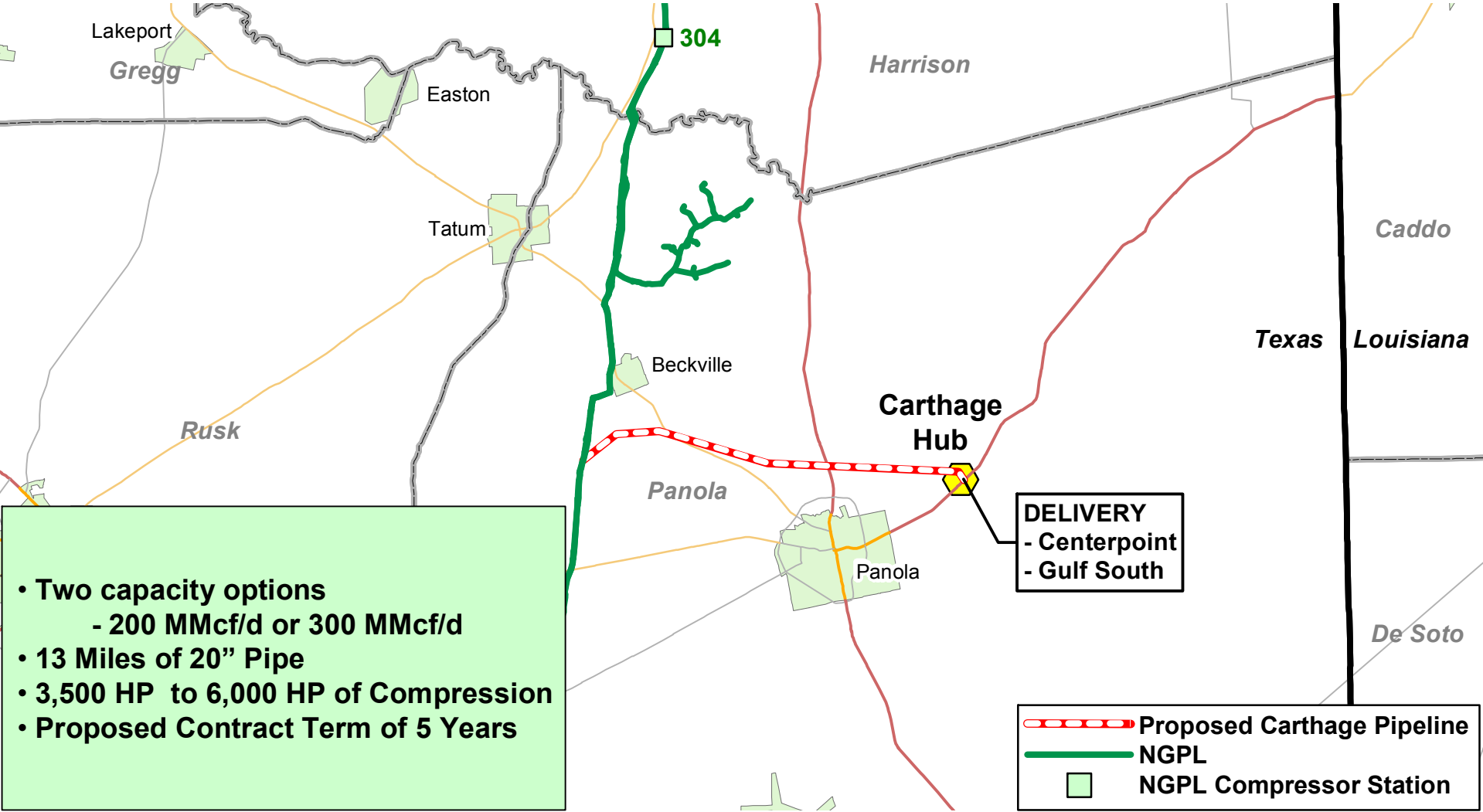

Ethanol Plants

- With the passage of the Energy Policy Act of 2005 and enactment of the nationwide Renewable Fuels Standard (RFS), USA production of ethanol is mandated to meet 7,500 million gallons per year by 2012.
- USA Production (MGPY):
  - Total US Current Capacity at 101 ethanol bio-refineries 4,829.9
  - Total US Under Construction (42)/Expansions (7) 2,880.5
  - Total USA Capacity 7,710.4

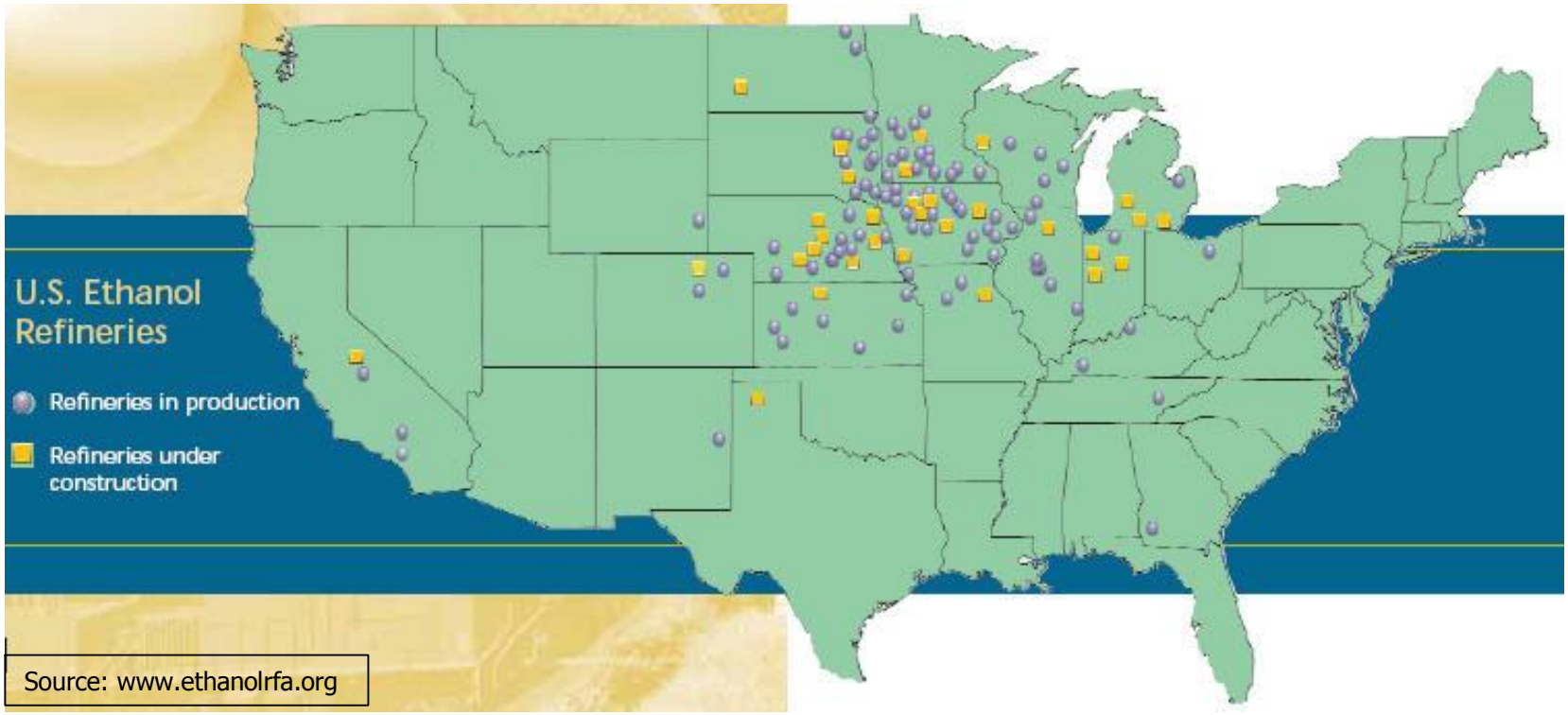

Source: www.ethanolrfa.org

Ethanol Plants

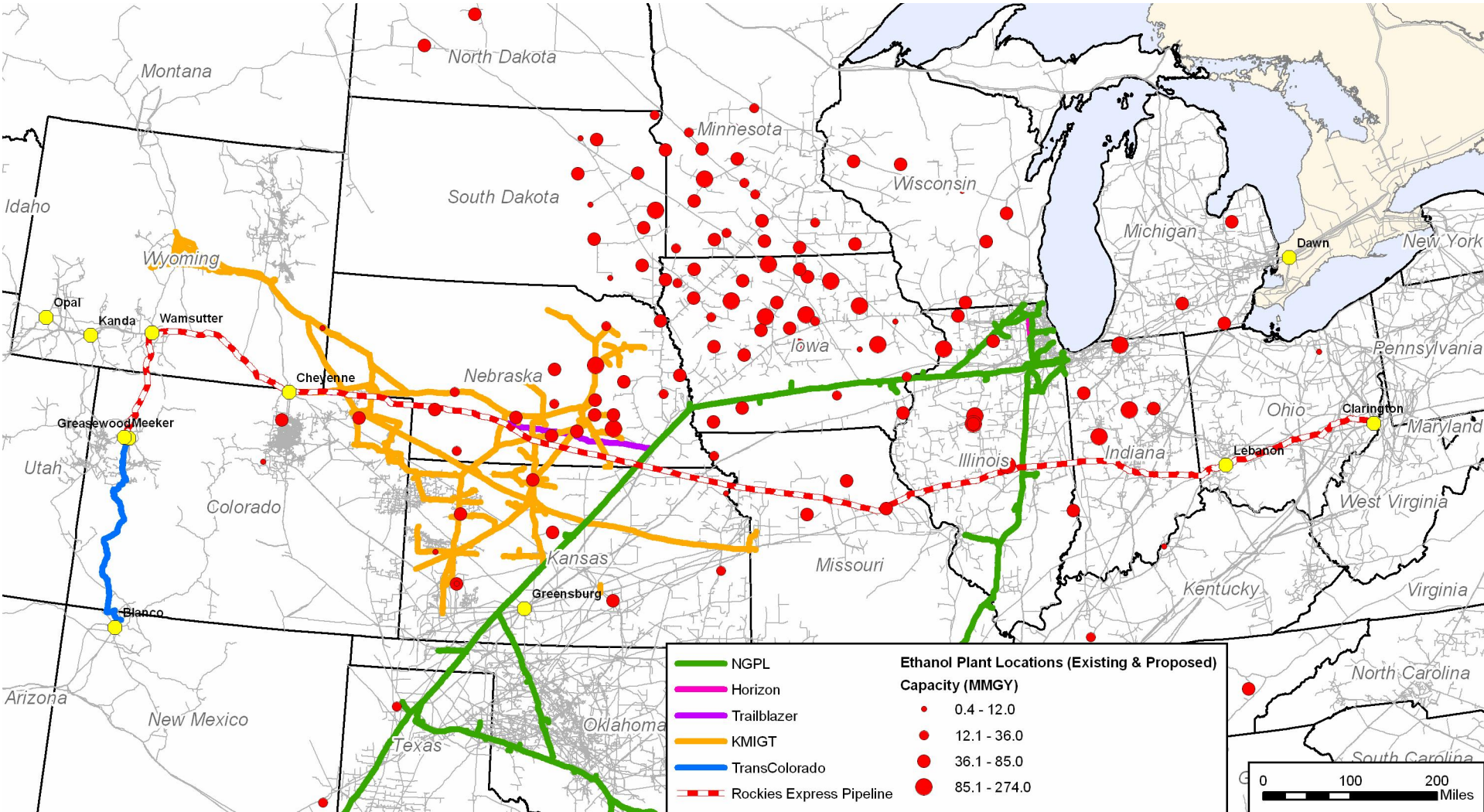

Ethanol Plants

Potential NGPL & Trailblazer Ethanol Plants				
	Location	Pipeline	Million Gls. Per Year	MDth/d
1	Adams, NE	Trailblazer	100	10.0
2	Annawan, IL	NGPL	50	5.0
3	Carleton, NE	Trailblazer	50	5.0
4	Centralia, IL	NGPL	50	5.0
5	Champaign, IL	NGPL	110	11.0
6	Corning, IA	NGPL	60	6.0
7	Creston, IA	NGPL	72	7.2
8	DeWeese, NE	Trailblazer	100	12.5
9	DeWitt, NE	Trailblazer	80	8.0
10	Elwood, NE	Trailblazer	100	12.0
11	Endicott, NE	Trailblazer	80	8.0
12	Fairmont, NE	Trailblazer	100	10.0
13	Fillmore Co, NE	Trailblazer	50	5.0
14	Ford Co., IL	NGPL	100	10.0
15	Galva, IL	NGPL	100	10.0
16	Gibson City, IL	NGPL	40	4.2
17	Grand Island, NE	Trailblazer	80	8.0

Potential NGPL & Trailblazer Ethanol Plants				
	Location	Pipeline	Million Gls. Per Year	MDth/d
18	Hastings, NE	Trailblazer	80	8.0
19	Henry Co, IL	NGPL	50	5.0
20	Holdrege, NE	Trailblazer	80	8.0
21	Kearney, NE	Trailblazer	40	6.0
22	Madrid, NE	Trailblazer	45	4.5
23	Montgomery IA	NGPL	50	4.5
24	Osceola, IA	NGPL	50	4.3
25	Port Will County	NGPL	100	10.0
26	Princeton, IL	NGPL	100	10.0
27	Putnam Co. IL	NGPL	50	5.0
28	Rochelle, IL	NGPL	50	5.0
29	Salem, IL	NGPL	50	5.0
30	Shenandoah, IA	NGPL	80	7.0
31	Shickley, NE	Trailblazer	100	10.0
32	Thayer County, NE	Trailblazer	100	10.0
33	Wahoo, NE	NGPL	30	3.0
34	Wilroads, KS	NGPL	50	5.0
	Total		2,427	247.2

NGPL
2005 Interconnects



Executed Agreements

Company	*Co/State*	*Pipe*	*R/D*	*Capacity MMcf/d*
Cimarex	Kiowa, Ok	NGPL	Receipt	3
Copano/Live Oak	Duval, TX	NGPL	Receipt	9
Crosstex (North TX PL)	Lamar, TX	NGPL	Receipt	250
Dynegy Saunders	Lea, NM	NGPL	Receipt	50
Enbridge	Wheeler, TX	NGPL	Receipt	200
Enbridge	Wheeler, TX	NGPL	Receipt	50
Enterprise	Eddy, NM	NGPL	Receipt	92
Houston Pipeline	Angelina, TX	NGPL	Receipt	200
KMNTP	Lamar, TX	NGPL	Receipt	150
Marathon	Caddo, OK	NGPL	Receipt	10
North Fork Gathering	Beckham, OK	NGPL	Receipt	25
Panda Hereford	Deaf Smith, TX	NGPL	Deliver	11
Sanguine	Caddo, OK	NGPL	Receipt	20
Semkan	Edwards, KS	NGPL	Rec/Del	8
Superior	Latimer, OK	NGPL	Receipt	100
Transwest (Del to Rec)	Eddy, NM	NGPL	Receipt	128
Total				**1,306**

NGPL
2006 Interconnects

Executed Agreements

Company	*Co/State*	*Pipe*	*R/D*	*Capacity MMcf/d*
Agave	Eddy, NM	NGPL	Receipt	40
Agave	Eddy, NM	NGPL	Receipt	40
ETC – Atlas Pipeline	Beckham, Ok	NGPL	Receipt	140
Enbridge	Panola, TX	NGPL	Receipt	500
Enbridge	Wheeler, TX	NGPL	Receipt	100
Famcor Oil, Inc	San Jacinto, TX	NGPL	Receipt	1
GMT Exploration	Rusk, TX	NGPL	Receipt	20
Houston Pipeline	Panola, TX	NGPL	Receipt	664
Superior	Beckham, OK	NGPL	Receipt	10
TexCom Operating, LLC	Victoria, TX	NGPL	Receipt	2
Transwestern	Eddy, NM	NGPL	Receipt	128
BP America	Washita, OK	NGPL	Receipt	45
Craton Energy	Panola, TX	NGPL	Receipt	22
Chesapeake	Washita, TX	NGPL	Receipt	3
Millennium Energy	Nacogdoches, TX	NGPL	Receipt	15
Marathon Oil	Washita, OK	NGPL	Receipt	25
Sauguine Energy	Grady, OK	NGPL	Receipt	5
Total				**1, 760**

Attendees

Alliant Energy
Jeff Hicken

Ameren
James Massmann

Ameren AEGC
Bradley Kloeppel
Kathy Reeves

Anadarko
Tracie Steele

Aquila Networks
Dave Francis

BP Canada Energy Marketing Corp.
Tracy Schwartzkopf
Bill Griffith

BP Energy Company
Reyna Cabrera

Cargill
Matt Millard

CenterPoint Energy Gas Services
John Hoehn

CenterPoint Energy Minnesota Gas
Anne Wilson

Chevron Natural Gas
Tiffany Smith

Cincinnati Gas and Electric
Uma Nanjundan

Conoco Phillips
Bob Culler

Constellation Energy Commodities Group
Darren Espey
Andrew Swinick

Coral Energy Resources
Nick Sherell

Dominion Retail, Inc.
Peggy Ghannam

Eagle Energy Partners
Tom Wolf

Enstor
Patrick De Ville

Grain Processing Corp.
Leona Fortenbacher

Kansas Energy Partners
Mark Gurley
Derek McKenzie

Kinder Morgan
Annette Anderson
Carol Bae
Dee Bennett
Ron Brown
Dwayne Burton
Andy Edling
David Devine
David Anderson
Donette Bisett
Dayna Burnett
Steve Harris

Kinder Morgan (cont'd)
Sam Hosper
Danny Ivy
Steve Kean
Mark Kissel
Jim McElligott
Joe McLaughlin
Menis Mark
Ray Miller
Tom Mikucki
Bruce Newsome
Paul Robey
Frank Strong
David Weeks
Lonnie West

Louis Dreyfus
Paul Garner

Masefield America
Kevin Coyle

MidAmerican Energy
Tom Gesell

National Fuel Marketing
Courtney Mathews
George Roesch

Nexen Marketing USA
Tanya Kingwell

Nicor Enerchange
Steve Cittadine
John Nowak
Mark Rueff

Attendees

Nicor Gas
- Clint Whybark
- Len Gilmore
- Gary Bartlett
- Maureen Williams
- Michelle Carbone
- Joe Deters
- Shirley Holmes
- Kathy Hopkins
- David Hughes

NIPSCO
- Steve Auld
- Cecelia Largura

Niska Gas Storage LLC
- Karen Politsky
- Sheri Horniachek

Occidental Energy Marketing, Inc.
- Jason Novosad
- Gene Krupinski

OGE Resources
- Tracy Holmes

Oneok Energy Services Co. L.P.
- John Minger
- Jill Roberson
- Chuck Kelley

Peoples Energy Wholesale Marketing
- Todd Duffield
- Steve Richman

Peoples Gas Light & Coke
- Rich Dobson
- Bill Quigley
- Tom Smith
- Tom Zack

PPM Energy
- Zarin Imam

Reliant Energy
- Yvy Hales

Sempra Energy Trading Corp.
- Scott Walton

Sequent Energy Mgmt.
- Chris Holeman

Shell Trading
- Kurt McKnight

Suez Energy Marketing
- Jason Evans

Tenaska Marketing Ventures
- Troy Davis
- Lori Bruck
- Scott Hibbard

University of Illinois
- Lyle Wachtel

Van Ness Feldman
- Paul Korman

Virginia Power Energy Marketing
- Tom Dickey
- Mark Moyer

Vitol S.A., Inc.
- Bill McCartney

We Energies
- Tim McCollow
- Peter Newman
- Richard Quick
- Jim Voss
- Bob Whitefoot

Williams Energy
- Gary Booker

WPS Energy Services
- Mike Bottger
- Steve Vesely