KINDER MORGAN

Natural Gas Pipelines

Tom Martin

President Natural Gas Pipeline Group

Overview

Market Environment

- Growing natural gas demand for power generation
- Shale activity providing excellent growth opportunities
- LNG export market will require natural gas infrastructure development

Value Proposition

- Vast asset base with secure cash flows supported by long-term contracts
- Broad pipeline network connected to all major supply sources and consuming regions lessening the impact of flat basis spreads
- Limited exposure to commodity prices and processing margins
- Expanded footprint and superior access to capital provides additional expansion / extension and acquisition opportunities

Summary

- System
- Financial targets
- Regional review (East, West, Central, Midstream/TX Intrastate)
  - Current major projects
  - Growth opportunities

Natural Gas Segment [a,b]

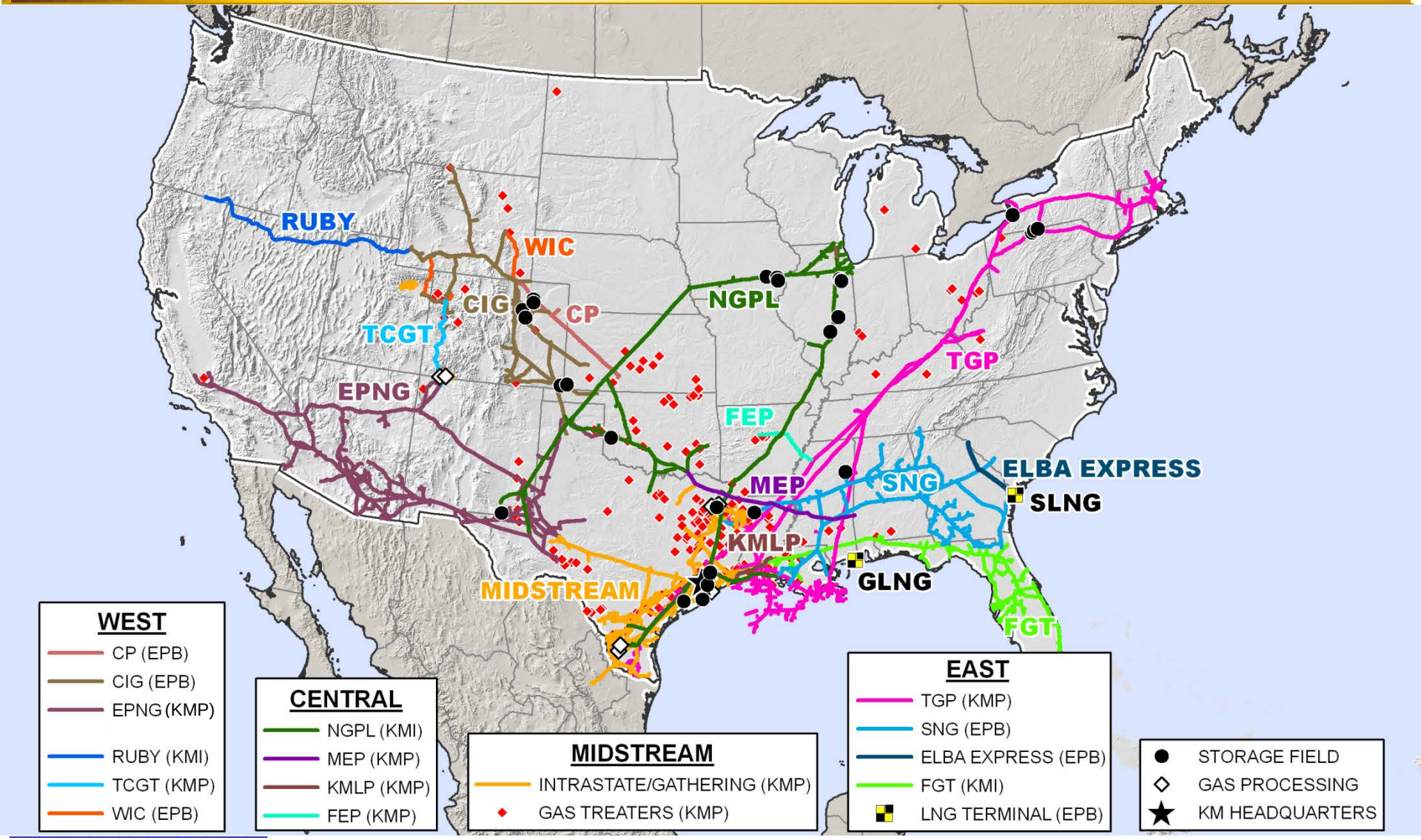

(a) Assets scheduled for 2013 dropdown are indicated at the respective acquiring MLP (i.e., EPNG & EP Midstream at KMP, and GLNG at EPB).
(b) TGP offshore system to be sold in 2013.

Financial Overview

KM Gas Pipeline Group EBDDA (KM Share $million)	2013 Budget	KMI	KMP	EPB
West Region Total	1,014.6	123.6	365.6	525.4
Central Region Total	207.3	9.2	198.1	-
East Region Total	1,746.3	246.4	804.4	695.4
Midstream Assets Total	843.9	6.7	837.2	-
Total	**3,812.1**	**385.9**	**2,205.4**	**1,220.8**

2013 Highlights

Continued incremental operating and capital savings

Full year contribution from EPMIC

Volumetric growth @ EagleHawk and Eagle Ford

Incremental contributions from pipeline expansions going in service

Notes:
EBDDA includes imputed share of DD&A of joint venture investments.
C-corp joint ventures NGPL and Citrus are included in KMI based on cash available for distribution.

Contracted Capacity and Term by Region

Region		Contracted Capacity	Average Term Remaining
East	Storage	119 Bcf	2 yr, 10 mo
	Transport	16.3 Bcf/d	8 yr, 2 mo
	LNG	18 Bcf	19 yr, 5 mo
West	Storage	39.0 Bcf	7 yr, 1 mo
	Transport	16.8 Bcf/d	5 yr, 2 mo
Central	Storage	274 Bcf	3 yr, 3 mo
	Transport	12.3 Bcf/d	6 yr, 8 mo
Midstream	Purchases	2.4 Bcf/d	2 yr, 1 mo
	Sales	3.0 Bcf/d	1 yr, 11 mo
	Storage	97 Bcf	5 yr, 1 mo
	Transport	3.2 Bcf/d	3 yr, 5 mo

Interstate Transport Contracts Avg. = 6 yr, 8 mo

Gas Pipeline Group Major Projects

Region	Asset	Board Approval	Customer Execution	Capital, KM Share ($MM)		
				KMP[(a)]	EPB[(a)]	Total
East	TGP	Completed	Completed	629		629
		Completed	Pending	303		303
	SNG/EEC	Completed	Completed		121	121
		Completed	Pending		146	146
	ELC/SLNG/GLNG	Completed	Completed		498	498
		Pending	Pending		500	500
	East Region Total			932	1,265	2,197
West	EPNG	Completed	Completed	124		124
	CIG	Completed	Completed		12	12
	West Region Total			124	12	136
Midstream	TX Intrastate	Completed	Completed	29		29
		Completed	Pending	181		181
	Gathering/Other	Completed	Completed	163		163
		Completed	Pending	26		26
	Midstream Total			400	0	400
Total Gas Pipeline Group				1,457	1,277	2,734

(a) Assets scheduled for 2013 dropdown are indicated at the respective acquiring MLP (i.e., EPNG & EP Midstream at KMP, and GLNG at EPB).

Deliveries to Directly-connected Gas-fired Power Plants on KM Pipelines

- New Southern Co. gas fired plant on SNG significantly influenced YOY increase
- Robust supply and reduced 1Q '12 R&C gas heating demand due to a warmer than normal winter contributed to very low gas prices that allowed power generators to displace a significant number of coal fired electric generation plants with gas fired plants, especially in the Southeast U.S. Displacement of coal plants continued through the summer at a slightly lower level.
- Record hot weather this summer in most regions of the U.S. resulted in higher utilization of base-load and peaking gas fired generation.

Full Year Comparison of Deliveries to Directly Connected Power Plants

(MDth/d)

Pipeline	2011	2012	% Change	Market Factors
CIG	237	298	25.7%	New Black Hills Gas Fired Plant load in early '12
Mojave (1)	213	293	38.0%	Low CA Hydro & SONGS Outage in '12
EPNG	568	622	9.5%	Low CA Hydro & SONGS Outage in '12
West Region	**1,018**	**1,213**	**19.2%**	
NGPL (2)	**374**	**443**	**18.6%**	Coal displacement in '12
TX Intrastates	**1,075**	**1,082**	**0.6%**	Plant outages in '11, Coal displacement in '12
SNG	712	1,011	42.0%	New Southern Company Gas Fired load & Coal displ. in '12
TGP	1,338	1,498	12.0%	Coal displacement in '12
East Region	**2,049**	**2,509**	**22.4%**	
All Pipelines	**4,516**	**5,248**	**16.2%**	

(1) Represents deliveries on Kern River's 50% ownership of Mojave, west of Daggett.
(2) Includes receipts on KMNTP from NGPL, Crosstex and ETC for deliveries to FPL Lamar and FPL Forney power plants on KMNTP.

KINDER MORGAN

Region Asset Reviews

East Region Assets [a,b]

Growth Drivers

- Asset footprint serves growing Southeast markets and infrastructure-constrained Northeast markets from both traditional and developing supply regions.
- TGP uniquely positioned in growing Marcellus and Utica shale plays to provide region-wide market access via both forward hauls and backhauls.
- Gas/electric initiatives throughout the region create the need for new infrastructure to serve growth in gas-fired power generation.
- Positioned to participate in LNG export market development as both a provider of pipeline capacity and an export terminal operator.
- Opportunities on both TGP and SNG to provide gas supply for new industrial plant builds.
- Significant storage capacity to supplement pipeline supply and provide incremental revenue generating opportunities.

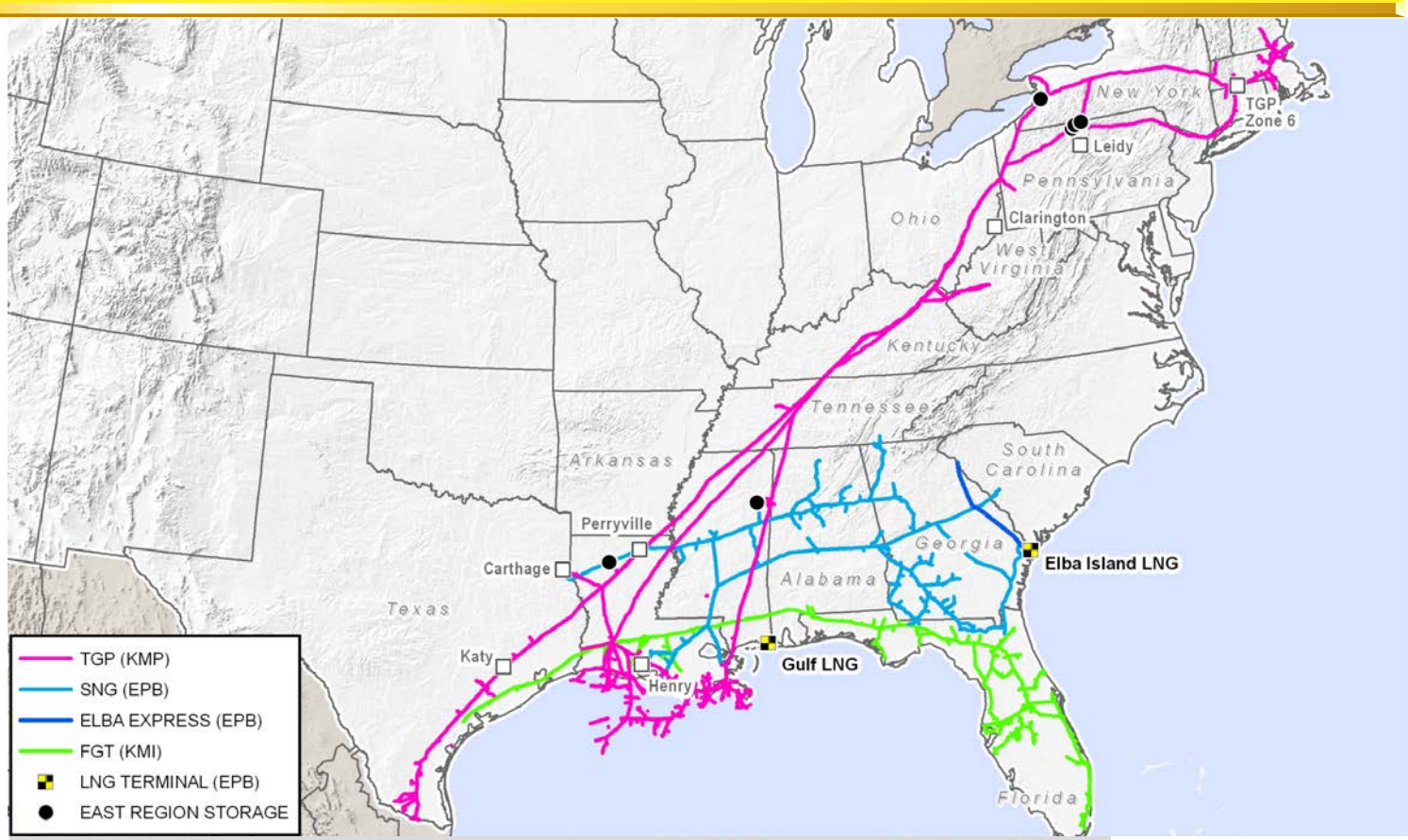

Pipeline	Miles	Capacity (Bcf/d)	Storage (Bcf)	Avg. Remaining Contract Term (Yrs)
Tennessee Gas Pipeline (TGP)	13,900	8.0	79	5.0/3.3*
Southern Natural Gas (SNG)	7,000	3.9	60	6.1/2.1*
Elba Express (EEC)	200	1.0	-	26.8
Florida Gas Transmission (FGT)	5,330	3.6	-	12.4
Elba Island LNG (SLNG)	-	1.7	11.5	18.8
Gulf LNG (GLNG)	5	1.5	6.6	19.8

* Transport/Storage

(a) Assets scheduled for 2013 dropdown are indicated at the respective acquiring MLP (i.e., Gulf LNG at EPB).
(b) TGP offshore system (1,350 miles of pipeline) to be sold in 2013.

Current East Region Projects

Asset	MLP[(a)]	Board Approval	Customer Execution	Project	Capital, KM Share ($MM)	Capacity	In-service Date	Project Status
TGP	KMP	Completed	Completed	Northeast Upgrade	449.7	636 MDth/d	11/13	FERC Order received
				Marcellus Pooling Point (MPP)	85.6	240 MDth/d	11/13	FERC Order received
				Rose Lake	83.0	230 MDth/d	11/14	FERC Application filed 10/10/12
				Uniondale	9.0	34 MDth/d	11/14	FERC filing under prior notice - 7/13
		Completed	Pending	Utica Backhaul Transportation	121.2	352 MDth/d	11/15	Approved by Board 1/16/13
				Connecticut Expansion	81.2	72 MDth/d	11/16	Contingent Board approval received
				Cameron LNG	100.5	550-650 MDth/d	7/17	Approved by Board 1/16/13
TGP/SNG	KMP/EPB	Completed	Completed	Bear Creek Storage	4.2	1.2 Bcf	9/13	FERC Application filed 12/21/12
SNG/EEC	EPB	Completed	Completed	Elba Express Phase B	22.8	225 MDth/d	4/13	Under construction
				Muldon Storage Base Gas Conversion	17.4	5.0 Bcf	7/13	FERC Application filed 11/20/12
				FGT/TECO interconnect	4.0	7.1 MDth/d	9/13	TSA executed
				Rose Hill	33.5	285 MDth/d	11/13	FERC Prior Notice filed 12/21/12
				EEC for Elba Liquefaction - Phase 1	41.0	210 MMcf/d	2016	Agreements executed
		Completed	Pending	Elba Express Expansion	146.0	120 MDth/d	2016+	Open Season 2Q 2013
ELC/SLNG/GLNG	EPB	Completed	Completed	Elba Boil Off Compression	10.2	21 MMcf/d	2/13	Under construction
				Elba Liquefaction - Phase 1	488.0	210 MMcf/d	2016	Agreements executed
		Pending	Pending	Gulf LNG	500.0	~300 MMcf/d	2018	FERC Pre-Filing Request 12/6/12
				Total East Region	2,197.3	EBITDA = $388 MM		

(a) Assets scheduled for 2013 dropdown are indicated at the respective acquiring MLP (i.e., Gulf LNG at EPB).

Current TGP Projects [a]

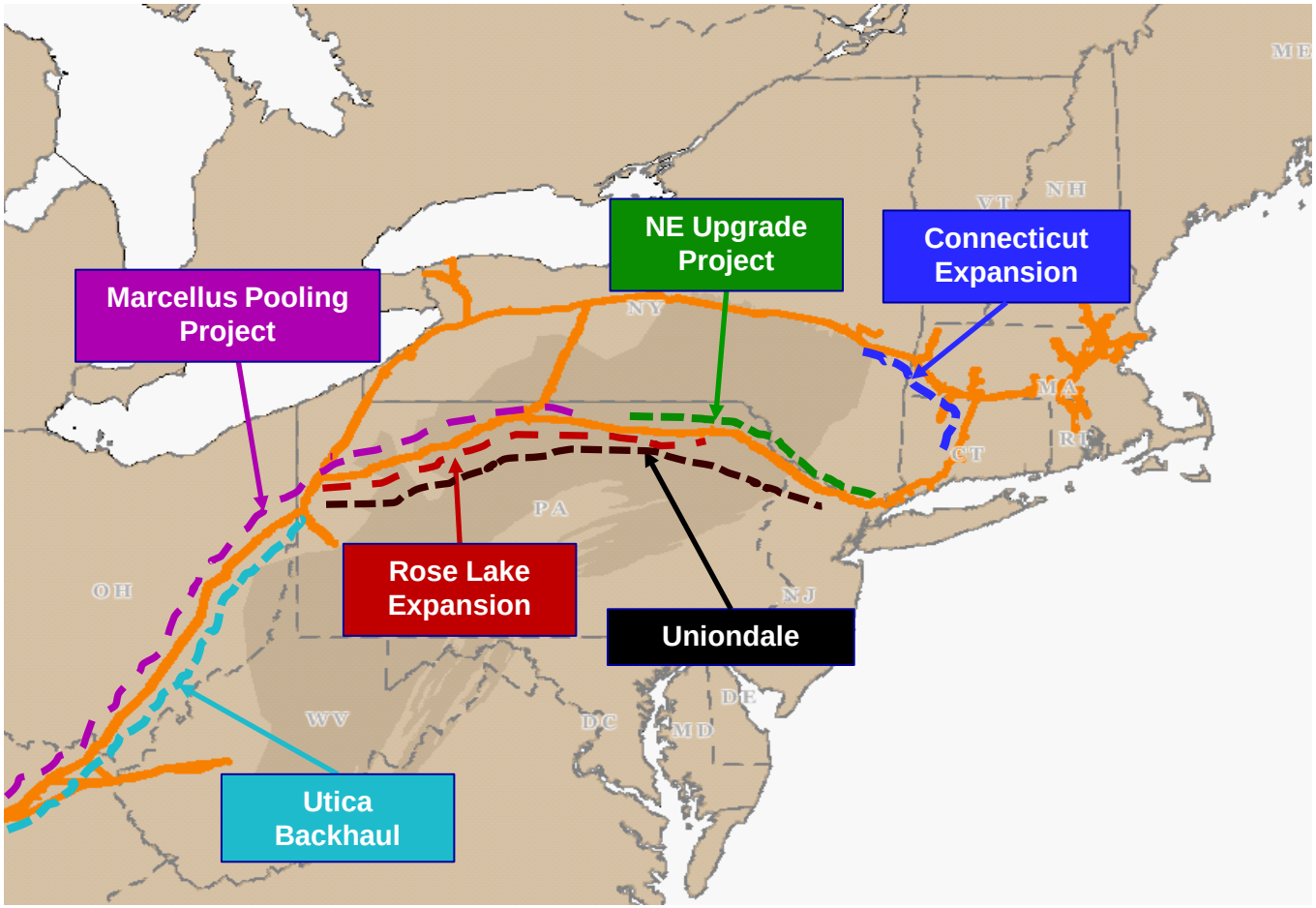

(a) Not shown here: the Cameron LNG project in Louisiana.

TGP - Northeast Upgrade Project

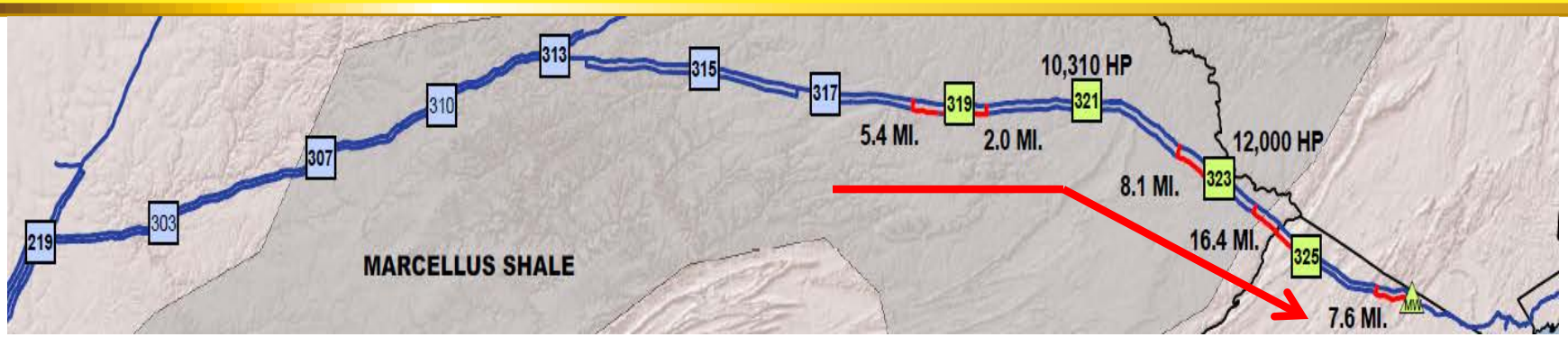

- **Capacity:** 636,000 Dth/d
- **Capital:** $449.7 MM
- **Estimated In-Service:** November 1, 2013
- **Project Scope:**
  - ~40 miles of 30-inch loop (5 segments; 3 HDDs)
  - 22,310 new HP (2 stations)
  - 1 meter upgrade
- **Commercial Benefit:** Additional capacity from Marcellus Shale to Northeast markets
- **Rate:** Negotiated
- **Current Status:** Fully subscribed; FERC Order received; preliminary work underway
- **Major Milestones:**
  - April/June 2013: Commence compression & pipeline construction

TGP - Marcellus Pooling Point (MPP) Project

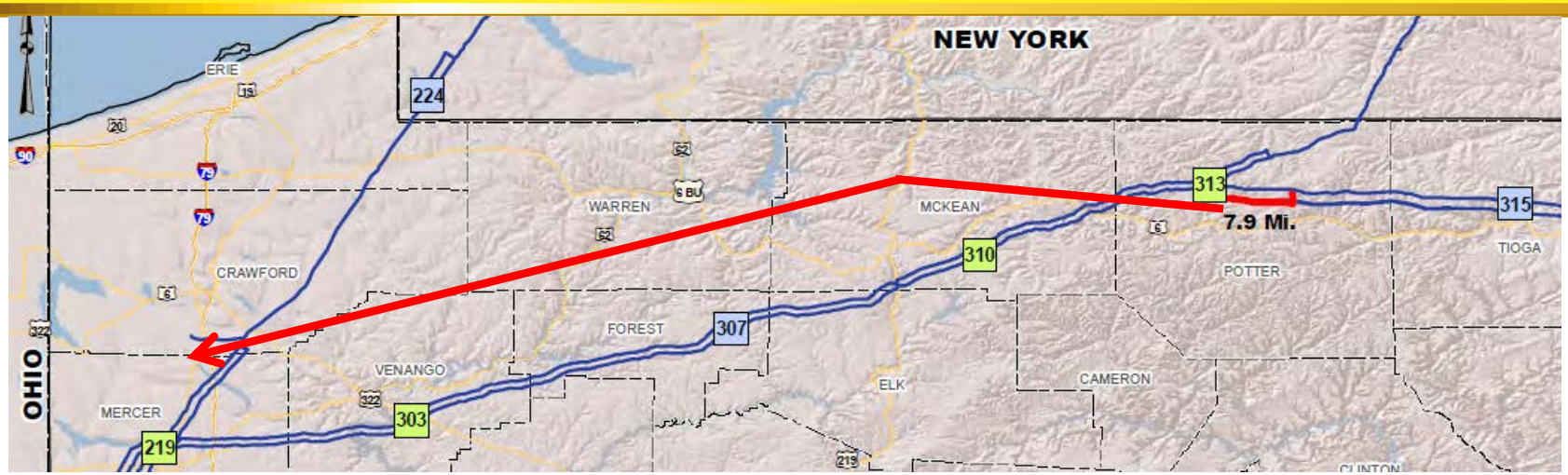

- **Capacity:** 240,000 Dth/d
- **Capital:** $85.6 MM
- **Estimated In-Service:** November 1, 2013
- **Project Scope:**
  - 7.9 miles of 30-inch loop
  - Piping modifications at Stations 219, 303, 310, and 313
- **Commercial Benefit:** Backhaul capacity to transport incremental Marcellus Shale production to liquid points on TGP
- **Rate:** Negotiated
- **Current Status:** Fully subscribed; Notice-to-Proceed received for all project facilities
- **Major Milestones:**
  - January 2013: Early tree clearing
  - May 2013: Compression & pipeline construction

TGP - Rose Lake Project

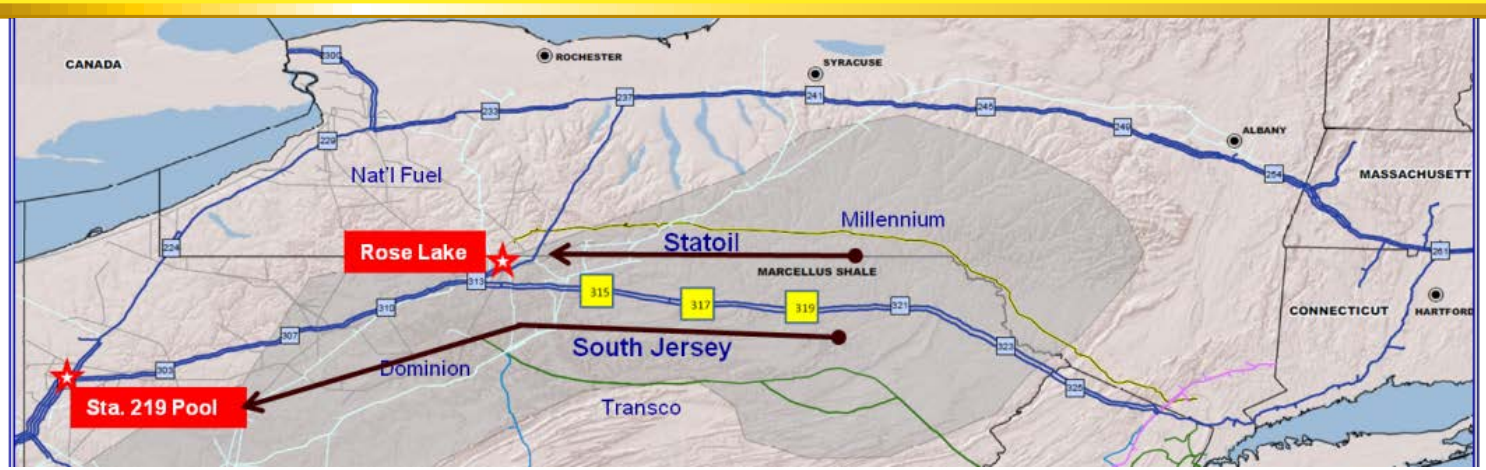

- **Capacity:** 230,000 Dth/d
- **Capital:** $83.0 MM
- **Estimated In-Service:** November 1, 2014
- **Project Scope:**
  - Sta 315 - 12,600 HP new compression
  - Sta 317 - Miscellaneous project-related work
  - Sta 319 - 3,700 new HP; 4,500 replacement HP
- **Commercial Benefit:** Expand TGP's capacity to transport Marcellus Shale production to Canada and New England
- **Rate:** Negotiated
- **Current Status:** Fully subscribed; FERC Certificate Application filed, October 10, 2012
- **Major Milestones:**
  - September 2013: Receive FERC Certificate and Air Permit
  - October 2013: Expected Notice to Proceed

TGP - Uniondale Project

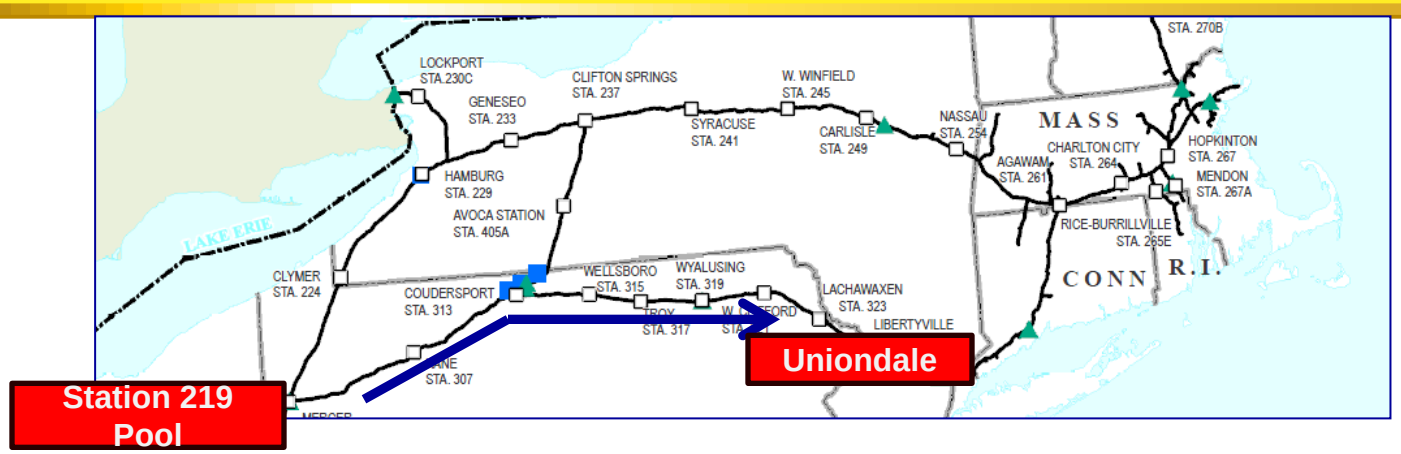

- **Capacity:** 34,000 Dth/d
- **Capital:** $9.0 MM
- **Estimated In-Service:** November 1, 2014
- **Project Scope:** Inlet air cooling at Station 321
- **Commercial Benefit:** Additional 300 Line capacity from Station 219 pool to Uniondale

- **Rate:** Negotiated
- **Current Status:** Fully subscribed; PA executed
- **Major Milestones:**
  - July 2013: File FERC Prior Notice Application
  - October 2013: Receive FERC Notice to Proceed

TGP - Utica Backhaul Transportation

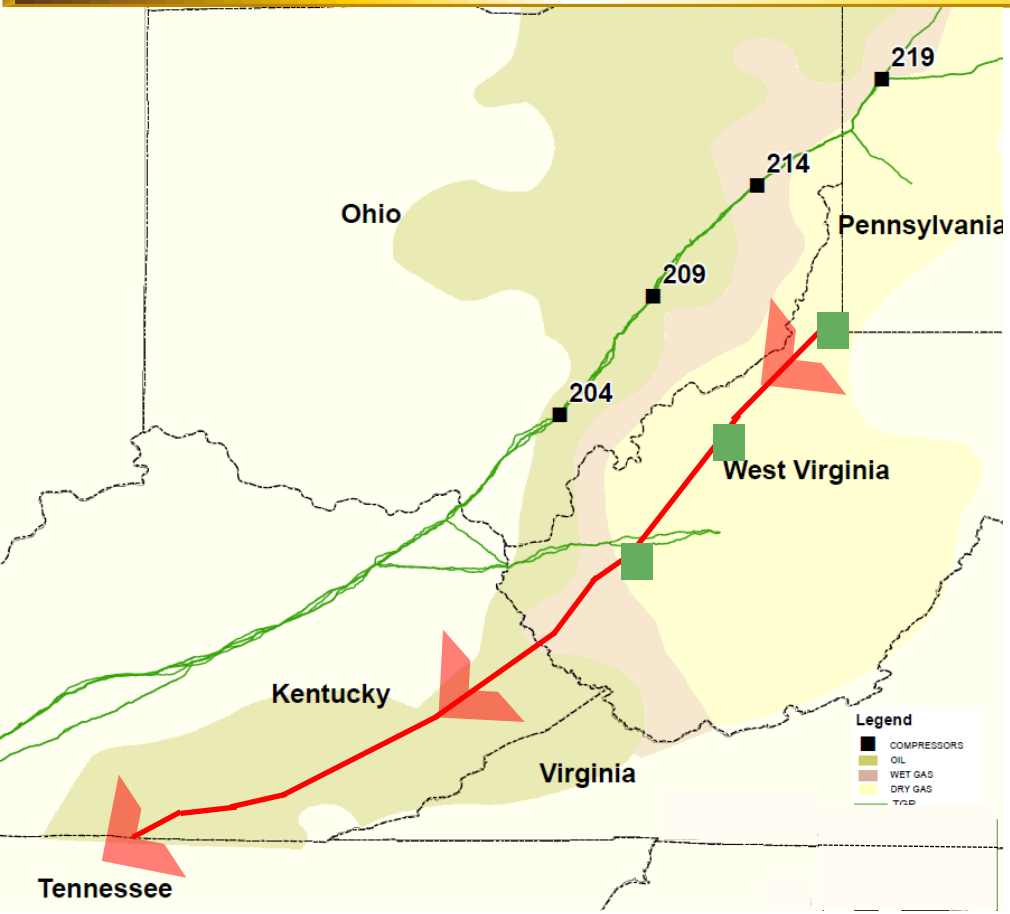

- **Capacity**: 352,125 Dth/d
- **Capital:** $121.2 MM
- **Estimated In-Service:** November 1, 2015
- **Project Scope**: Pipe modifications at 3 compressor stations
- **Commercial Benefit:** Backhaul capacity from Utica Shale to GOM markets
- **Rate:** Negotiated
- **Current Status:** Shipper negotiations underway
- **Major Milestones:**
  - July 2013 - July 2014: Execute PAs

TGP - Connecticut Expansion Project

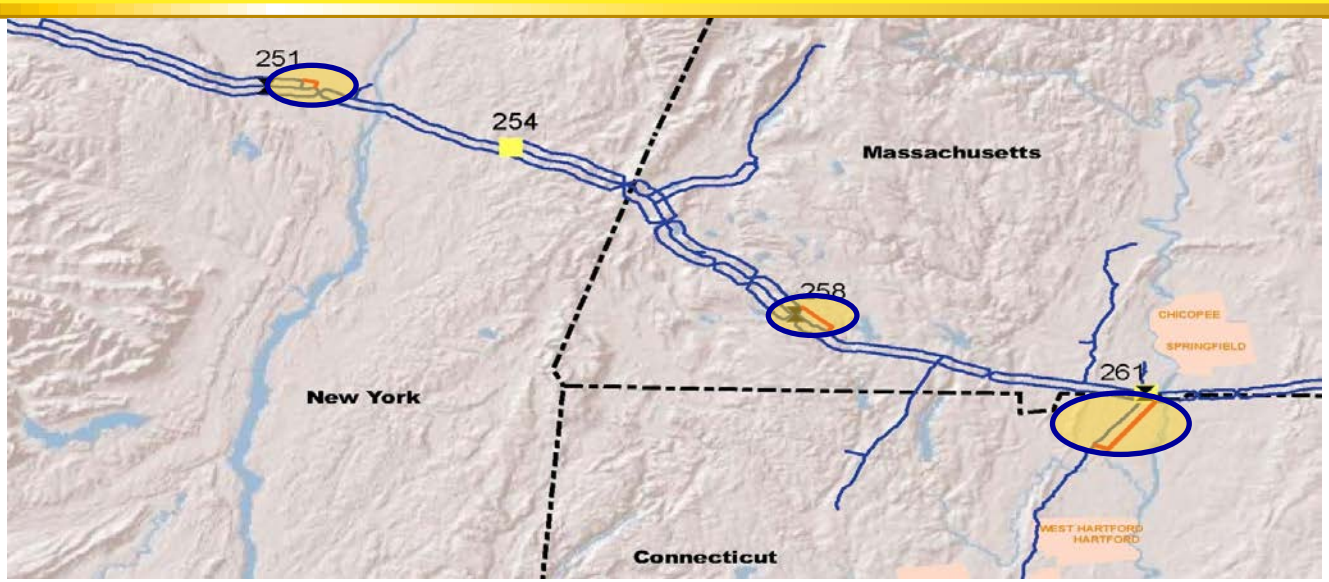

- **Capacity:** 72,100 Dth/d
- **Capital:** $81.2 MM
- **Estimated In-Service:** November 1, 2016 (Potential to accelerate to 2015)
- **Project Scope:**
  - 13.3 miles of pipeline loop
  - Acquisition of Thompsonville Lateral
- **Commercial Benefit:** Additional capacity to serve New England market
- **Rate:** Negotiated
- **Current Status:** Shipper negotiations underway
- **Major Milestones:**
  - 1st Quarter 2013: Execute PAs

TGP - Cameron LNG

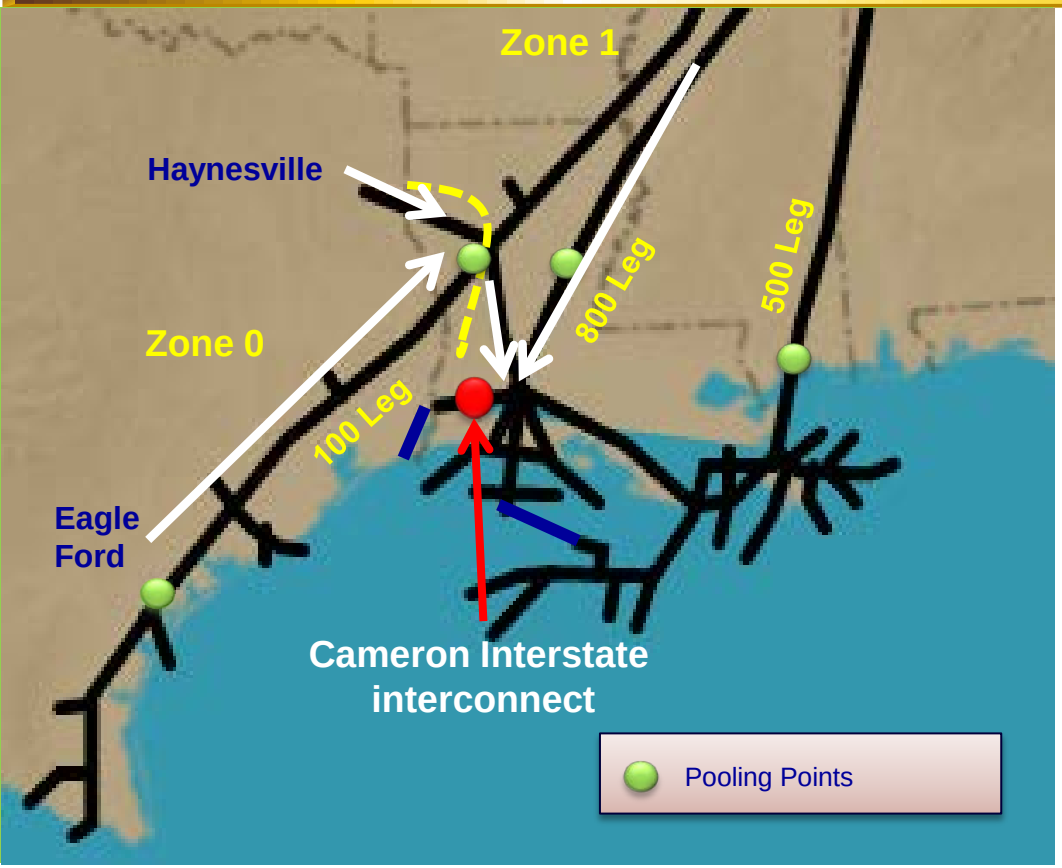

- **Capacity**: 550,000 - 650,000 Dth/d
  - 250,000 Dth/d from Texas
  - 100,000 Dth/d from Marcellus/Utica
  - 200,000 - 300,000 Dth/d from Perryville
- **Capital:** $100.5 MM
- **Estimated In-Service:** July 2017 (Train 1)
- **Project Scope**:
  - Station re-piping
  - Re-routing of Bear Creek Exchange
  - Booster compression
  - New Laterals - MEP, Tiger, Gulf South, Gulf Crossing, CenterPoint Line CP
- **Commercial Benefit:** Supply from multiple sources for LNG exports
- **Rate:** Negotiated
- **Current Status:** Shipper negotiations underway
- **Major Milestones:**
  - 1st Quarter 2013: Execute PA

EEC - Elba Express Phase B Compression

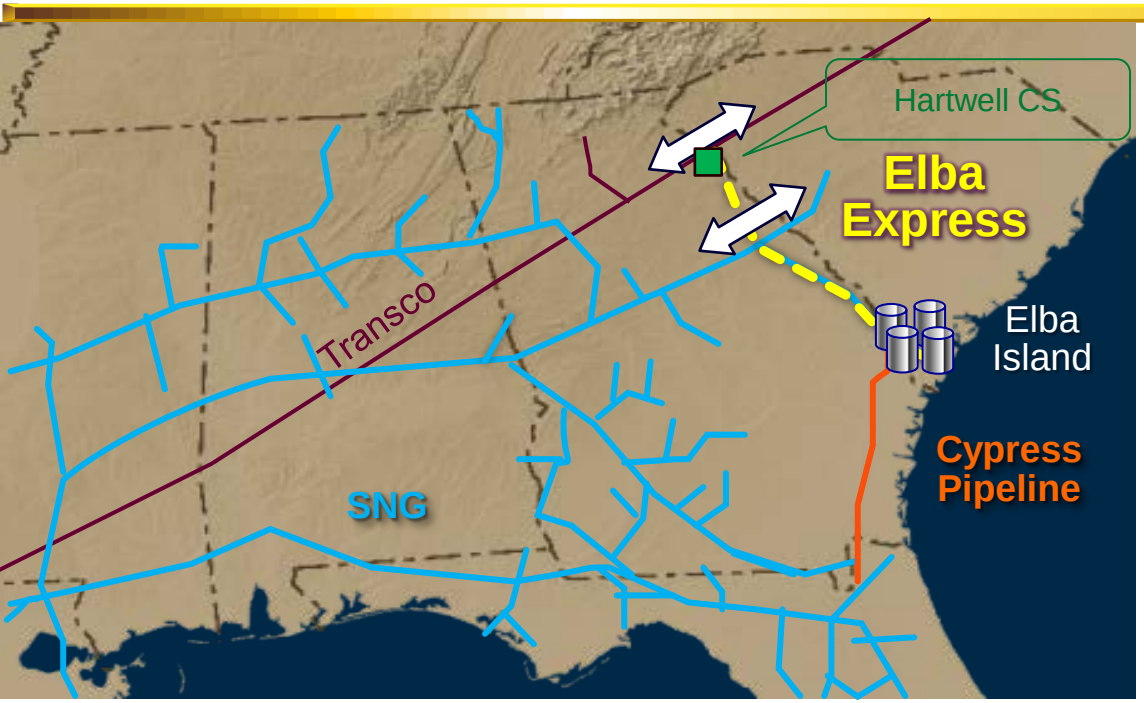

- **Capacity**: 225,000 Dth/d
- **Capital:** $22.8 MM
- **Estimated In-Service:** April 1, 2013 (8 months ahead of original target date)
- **Project Scope**: 10,310 HP of compression in Hart county, GA, near Transco interconnect
- **Commercial Benefit:** 225 MDth/d of North to South flow on Elba Express
- **Rate:** Cost of service
- **Current Status:** Fully subscribed; under construction

SNG - Muldon Storage Base Gas Conversion

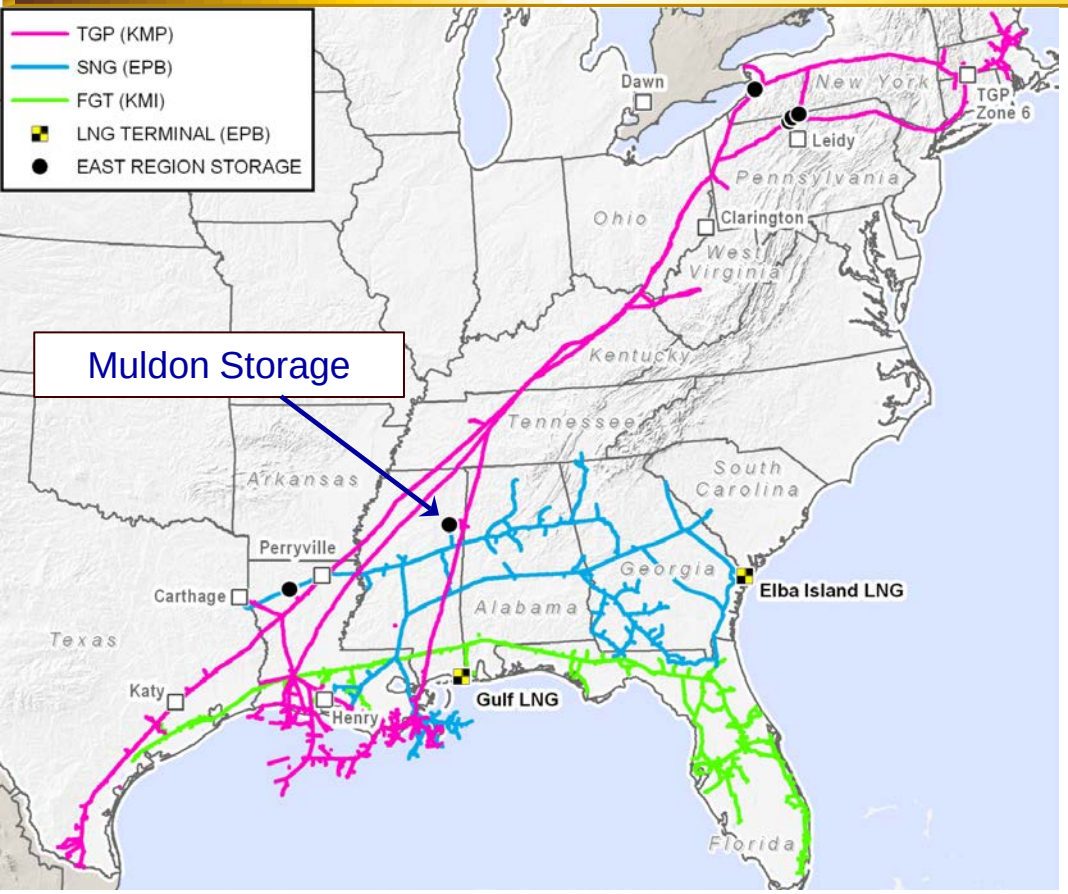

- **Capacity**: 5 Bcf
- **Capital:** $17.4 MM
- **Estimated In-Service:** July 2013
- **Project Scope**:
  - Increase Muldon's working gas capacity from 31 Bcf to 36 Bcf
  - Drill/modify wells
  - Construct surface facilities
- **Commercial Benefit:** Additional storage capacity for SNG shippers
- **Rate:** Park and Loan rate structure
- **Current Status:** FERC Prior Notice Blanket Application filed on November 20, 2012
- **Major Milestones:**
  - February 2013: Blanket Application approval
  - March 2013: Begin construction

SNG - Rose Hill Project

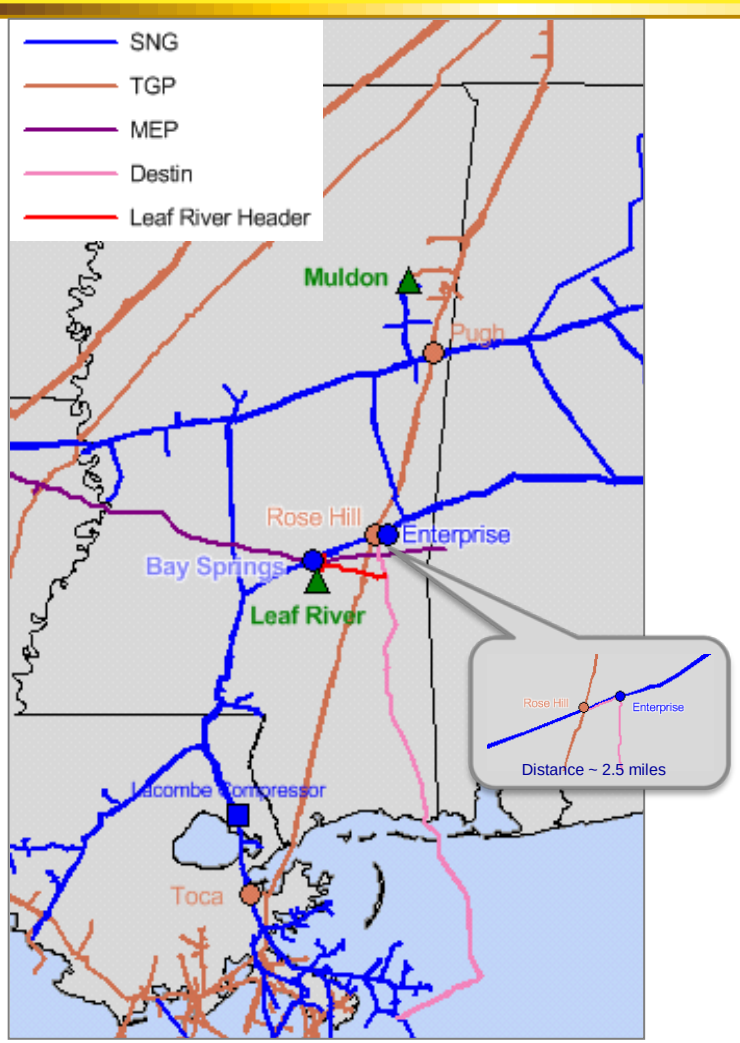

- **Capacity**: 285 MDth/d
- **Capital:** $33.5 MM
- **Estimated In-Service:** November 1, 2013
- **Project Scope**: Modify facilities on SNG and TGP to effectuate a receipt point shift from Destin/Petal to Rose Hill and points upstream of Rose Hill
  - Relocate 10,000 HP turbine from LaCombe to Enterprise
  - Add gas cooling at Enterprise
  - Modify meter station at Rose Hill
- **Commercial Benefit:** Additional capacity at Rose Hill for deliveries from TGP
- **Rate:** Cost of service
- **Current Status:** Fully subscribed; agreement executed
- **Major Milestones:**
  - 2013: Receive Blanket Certificate approvals for SNG and TGP

SNG/EEC - Sonat/Elba Express Expansion

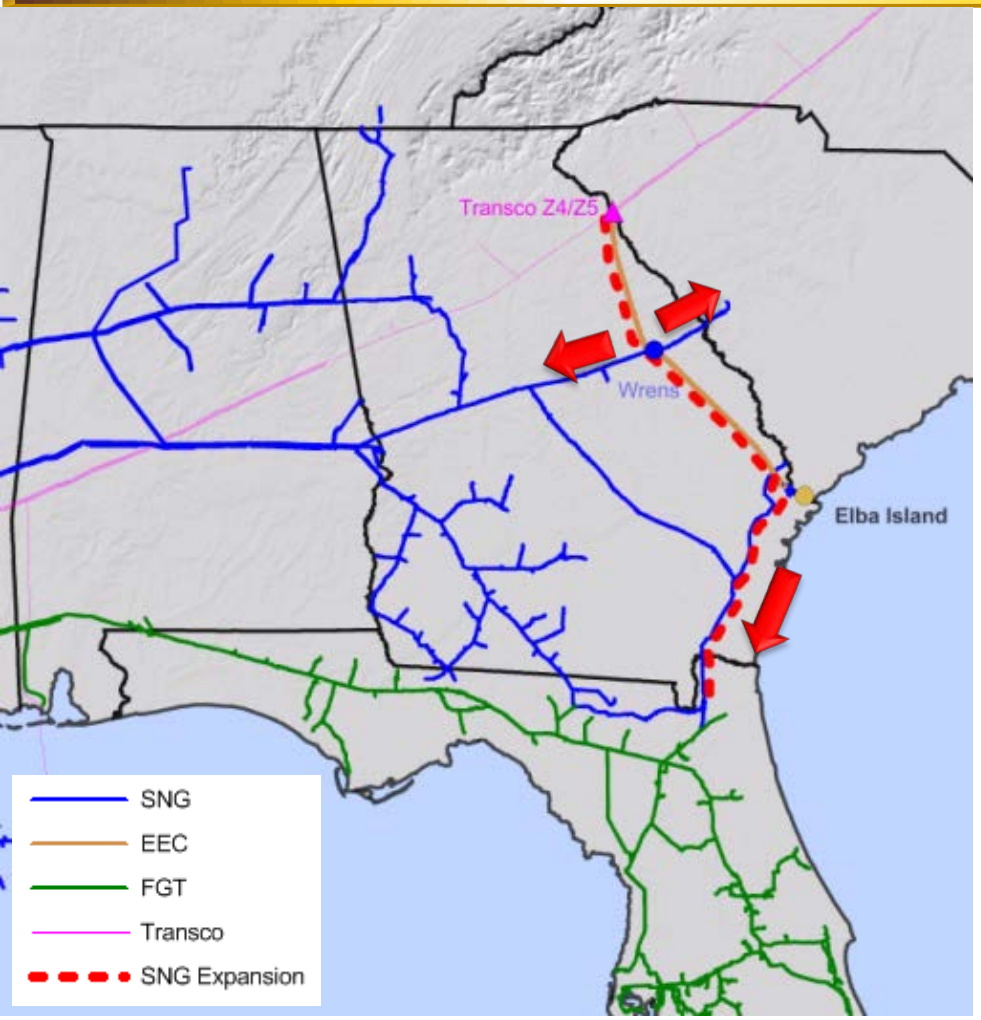

- **Capacity**: 120 MDth/d
- **Capital:** $146.0 MM
- **Estimated In-Service:** 2016 or later
- **Project Scope**
  - Compression on SNG and EEC
  - Additional pipeline and other facilities
- **Commercial Benefit:** Additional access to Marcellus/Utica shale gas for existing and new SNG customers
  - Seamless transport on SNG from supply to market
  - Access to secondary receipt points on SNG system
  - Replacement supply for LNG dependent markets
  - Offers incremental supply for new demand
- **Rate:** Negotiated
- **Current Status:** Negotiating with shippers

SLNG - Elba Boil Off Gas Compression



- **Capacity**: 21 MMcf/d
- **Capital:** $10.2 MM
- **Estimated In-Service:** February 2013
- **Project Scope**: Install 12 MMcf/d (2,500 HP) of electric-drive compression, increasing BOG compression from 9 MMcf/d to 21 MMcf/d
- **Commercial Benefit:**
  - Manage daily boil-off gas
  - Assist with higher requirements during and after ship loading
  - Lower required sendout from ~135 MMcf/d to ~18 MMcf/d
- **Rate:** Cost of service
- **Current Status:** Fully subscribed; under construction

Liquefaction at Elba Island (Phase 1)

Elba Liquefaction Company (ELC) / SLNG



- **Capacity**: 210 MMcf/d
- **Capital (KM Share):**

ELC	$408 MM
SLNG	80 MM
EEC	41 MM
Total	$529 MM

- **Estimated In-Service:** 2016
- **Project Scope**:
  - ELC: Facilities for liquefaction
  - SLNG: Ship loading facilities; boil-off gas compression
  - EEC: Compression to reverse flow from Transco
- **Commercial Benefit:**
  - Not contingent on further DOE approval
  - Gas supply via EEC for US production from various supply regions
- **Rate**: Calculated based on actual costs
- **Current Status:**
  - Agreements executed with Shell
  - DOE FTA export authorization received; non-FTA application filed
  - FERC pre-filing initiated

GLNG

Liquefaction at Gulf LNG



- **Capacity**: 300 MMcf/d
- **Capital:** $500 MM (KM portion)
- **Estimated In-Service:** 2018
- **Project Scope**: Developing facilities to export natural gas through liquefaction process
  - Addition of liquefaction facility outside boundary of existing seawall
- **Commercial Benefit:** Export capacity for US production from various supply regions
- **Rate:** Negotiated
- **Current Status:**
  - DOE FTA export authorization received; non-FTA application filed
  - FERC pre-filing initiated
  - Negotiating with customers
- **Major Milestones:** Three MOU's executed
  - 2 FTA
  - 1 non-FTA

East Region

Additional Potential Growth Projects

- **Marcellus and Utica Shale Plays**
  - Production increases in these two areas will provide opportunities for expansion of TGP facilities and/or greenfield pipe
    - Canadian Project
- **Northeast Gas/Electric Initiatives**
  - New Infrastructure is needed in the Northeast for power generation
    - Northeast Expansion Project
- **Southeast Power and Industrial Growth**
  - Florida Pipeline Project
  - Power growth in the Southeast U.S. continues to be an opportunity for Kinder Morgan's SNG Pipeline
  - TGP and SNG both continue to have inquiries from the manufacturing sector for new plant builds
- **LNG Exports**
  - Elba Liquefaction - Phase 2 (140 MMcf/d incremental capacity; $293 MM incremental capital)
  - Gulf LNG liquefaction expansions
- **Repurposing Opportunities**
  - Rich gas service for Utica Shale
  - Other selected conversions, such as oil or condensate

Opportunity to invest up to $10 billion [(a)]

(a) Does not include $2.7 billion backlog of projects currently under development.

West Region Assets [a]

Growth Drivers

- Large asset footprint provides numerous opportunities for expansion capital investment (Ruby, CIG, EPNG, Transcolorado, WIC, Cheyenne Plains)
- West Region pipelines reach back to all Rockies Basins. Growing liquids and oil production is creating expansion opportunities for associated gas and conversions
- Significant storage facilities with superior connectivity provide premium services ranging from interruptible to firm services
- Competitive expandability and market leading connectivity for increased deliveries into Mexico for its growing reliance on natural gas
- Western states' pursuit of renewable energy creates growth for greater gas fired power generation backstop
- Declining Canadian imports positions West Region pipelines well for incremental growth

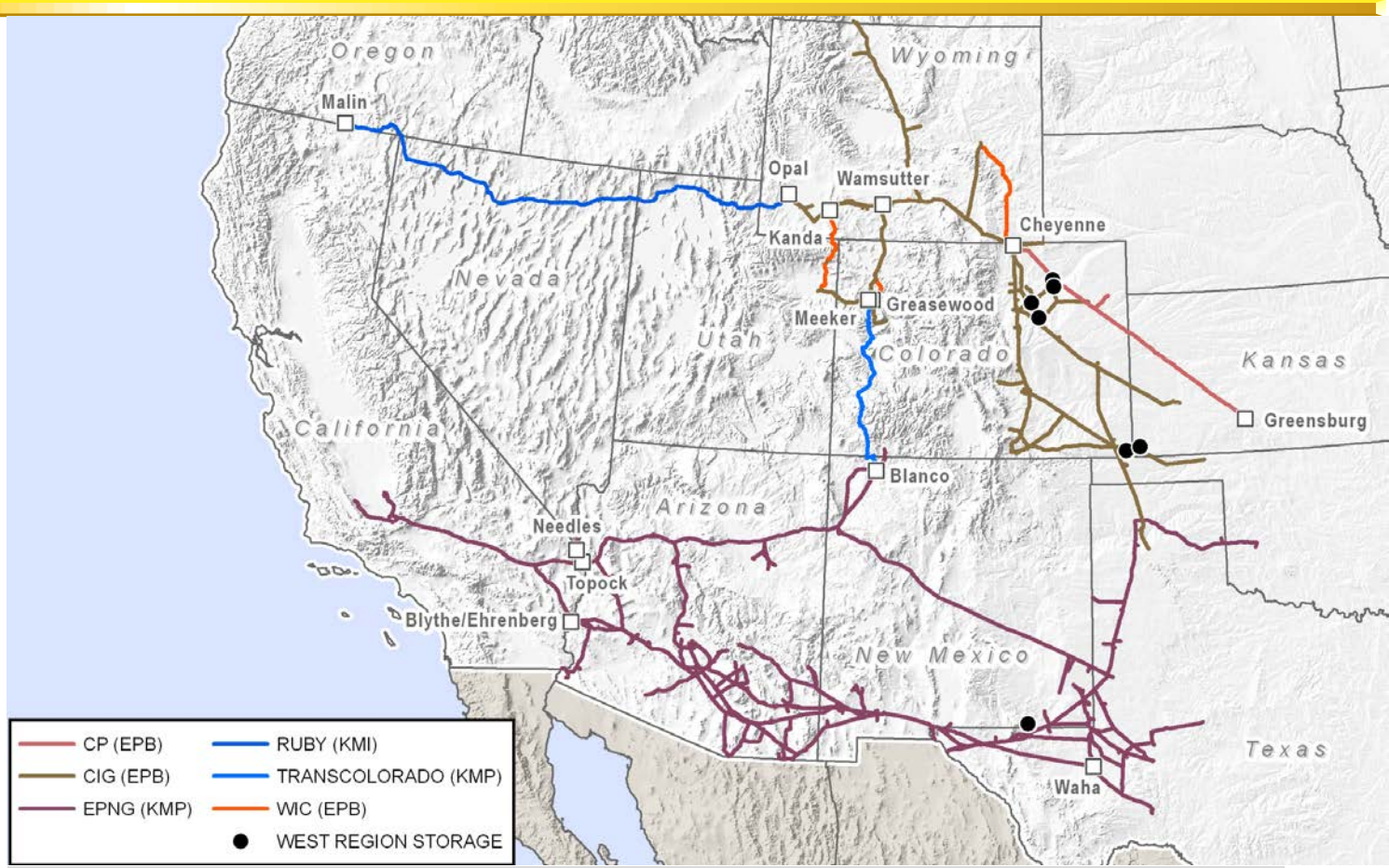

Pipeline	Miles	Capacity (Bcf/d)	Storage (Bcf)	Avg. Remaining Contract Term (Yrs)
Ruby	680	1.5	-	9.9
El Paso Natural Gas (EPNG, incl. Mojave)	10,700	5.6	44	2.7
Colorado Interstate Gas (CIG, incl. Young Gas Storage)	4,250	4.6	43	6.9/7.1*
Transcolorado (TCGT)	310	0.4	-	3.3
Wyoming Interstate (WIC)	850	3.5	-	5.3
Cheyenne Plains (CP)	410	1.0	-	5.3

* Transport/ Storage

(a) Assets scheduled for 2013 dropdown are indicated at the respective acquiring MLP (i.e., EPNG at KMP)

Current West Region Projects

Asset	MLP[(a)]	Board Approval	Customer Execution	Project	Capital, KM Share ($MM)	Capacity	In-service Date	Project Status
EPNG	KMP	Completed	Completed	Willcox Lateral Expansion	23.1	185 MDth/d	4/13	Under construction
				Samalayuca Lateral Expansion	11.0	97 MDth/d	7/13	Received Presidential permit, pending IBWC permit
				Willcox II Lateral Expansion	14.6	90 MDth/d	1/14	FERC Application to be filed 3/13
				El Paso Electric Expansion	4.0	90 MDth/d	1/14	TPA executed
				Sierrita Pipeline [(b)]	71.5	204 MDth/d	10/14	Binding Shipper commitments, FERC application to be filed 1/13
CIG	EPB	Completed	Completed	High Plains Expansion	12.1	600 MDth/d	11/13	Waiting on FERC certificate
				Total West Region	136.3	EBITDA = $22 MM		

(a) Assets scheduled for 2013 dropdown are indicated at the respective acquiring MLP (i.e., EPNG at KMP)
(b) Previously referred to as Sasabe Pipeline

EPNG - Willcox Lateral Expansion

- **Capacity:** 185 MDth/d
- **Capital:** $23.1 MM
- **Partial in-service:** January 1, 2013
- **Expected full in-service date:** April, 2013
- **Project Scope:**
  - New facilities at Willcox Compressor Station
  - Upgraded meter stations
- **Commercial Benefit:** Low cost gas supply for new gas fired power generation
- **Rates:**
  - Mainline; small discount off max tariff for Arizona
  - Lateral; Negotiated
- **Current Status:**
  - Compression received in January
  - Construction 62% complete

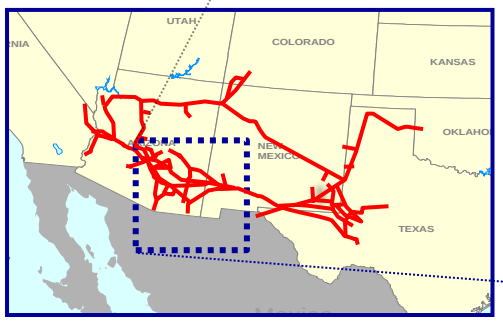

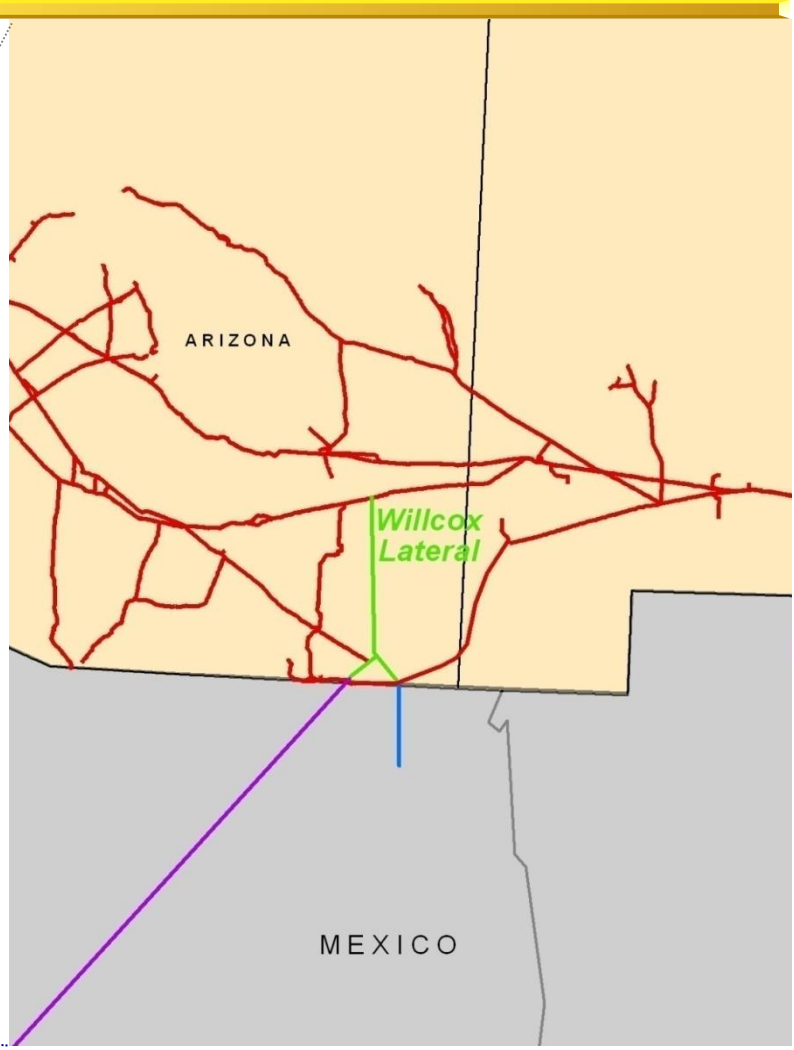

EPNG - Samalayuca Lateral Expansion

New Interconnection

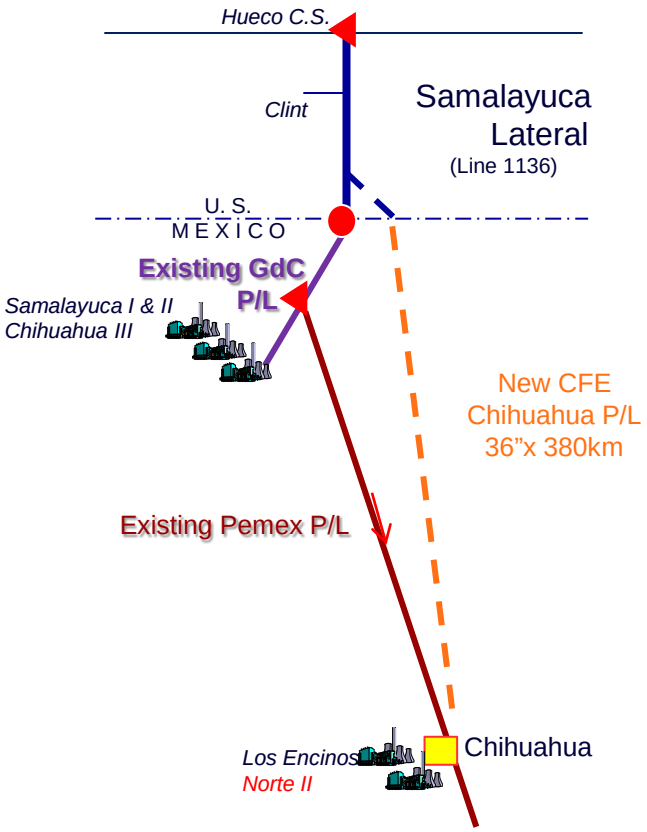

- **Capacity:** 97 MDth/d
- **Capital:** $11.0 MM
- **In-Service:** July 30, 2013
- **Project Scope**
  - 1,400 ft 36" HDD of Rio Grande River
  - New meter station
- **Commercial Benefit:**
  - Increased low cost gas supply for existing and future gas fired power generation
- **Rate:** Max tariff for Texas
- **Current Status:**
  - Received Presidential permit
  - Pending IBWC Permit
- **Major Milestone:**
  - Start of Construction: February, 2013

EPNG - Willcox II Lateral Expansion

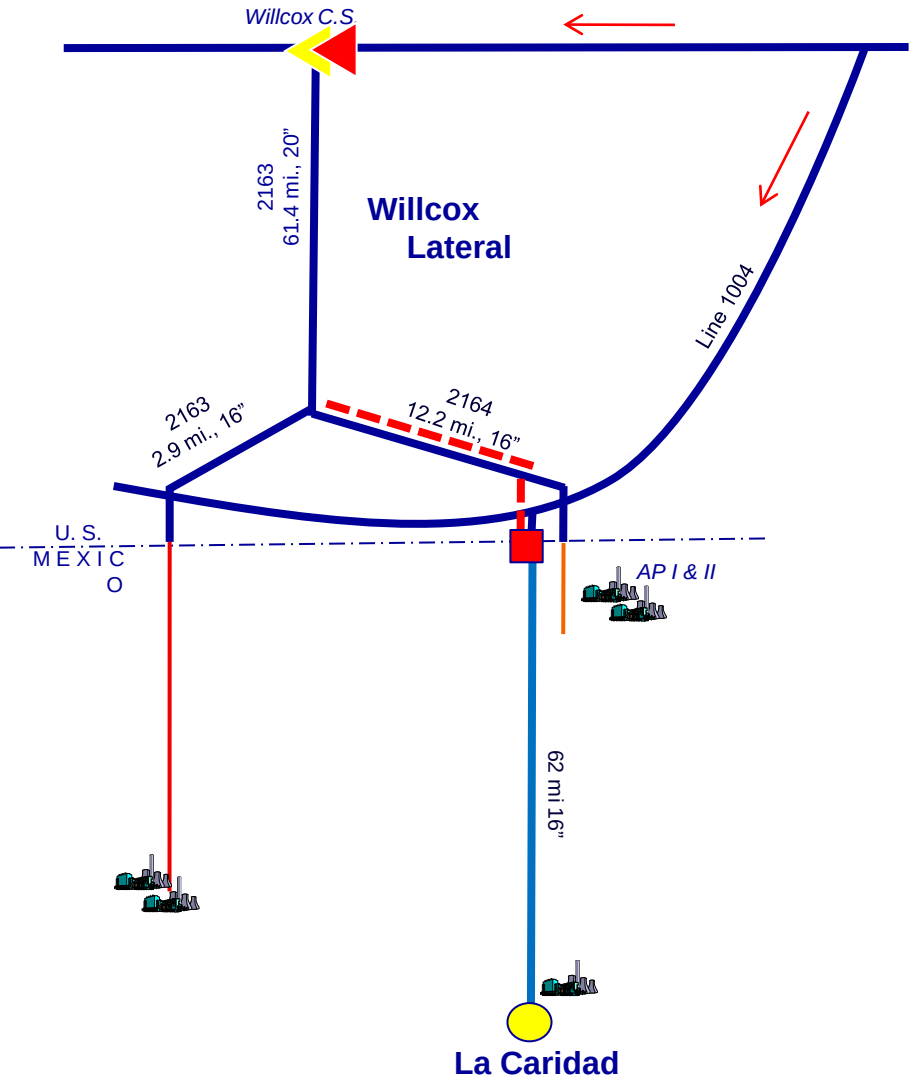

- **Capacity:** 90 MDth/d
- **Capital Cost:** $14.6 MM
- **In-Service Date:** January 1, 2014
- **Project Scope:**
  - Loop the East leg of the Willcox Lateral
  - 11.2 miles of 16" pipe
- **Commercial Benefit:**
  - Increase delivery pressure at the border to 795 psig
- **Rate:** Negotiated
- **Current Status:**
  - Open Season Completed: December, 2012
- **Major Milestones:**
  - Prior Notice filing: March, 2013
  - Construction Start: October, 2013

EPNG - Sierrita Pipeline [(a)]



- **Capacity:**
  - 204 MDth/d initial free flow (Phase 1)
  - 812 MDth/d final compression
- **Capital (KM):** $71.5 MM
- **In-Service:** Phase I: October 1, 2014
- **Project Scope:**
  - Sierrita Pipeline Co. – JV, Kinder Morgan 35% ownership interest and operator
  - 60 miles of 36-inch West of Tucson to border near Sasabe
- **Commercial Benefit:** Low cost gas supply for future gas fired generation, displacing current oil fired generation
- **Rate:** Max recourse for Lateral
- **Project Status**
  - Binding Shipper commitments
  - FERC application to be filed 1/13
- **Major Milestone:**
  - Start of construction estimated to begin April 1, 2014

(a) Previously referred to as Sasabe Pipeline.

CIG - High Plains Expansion

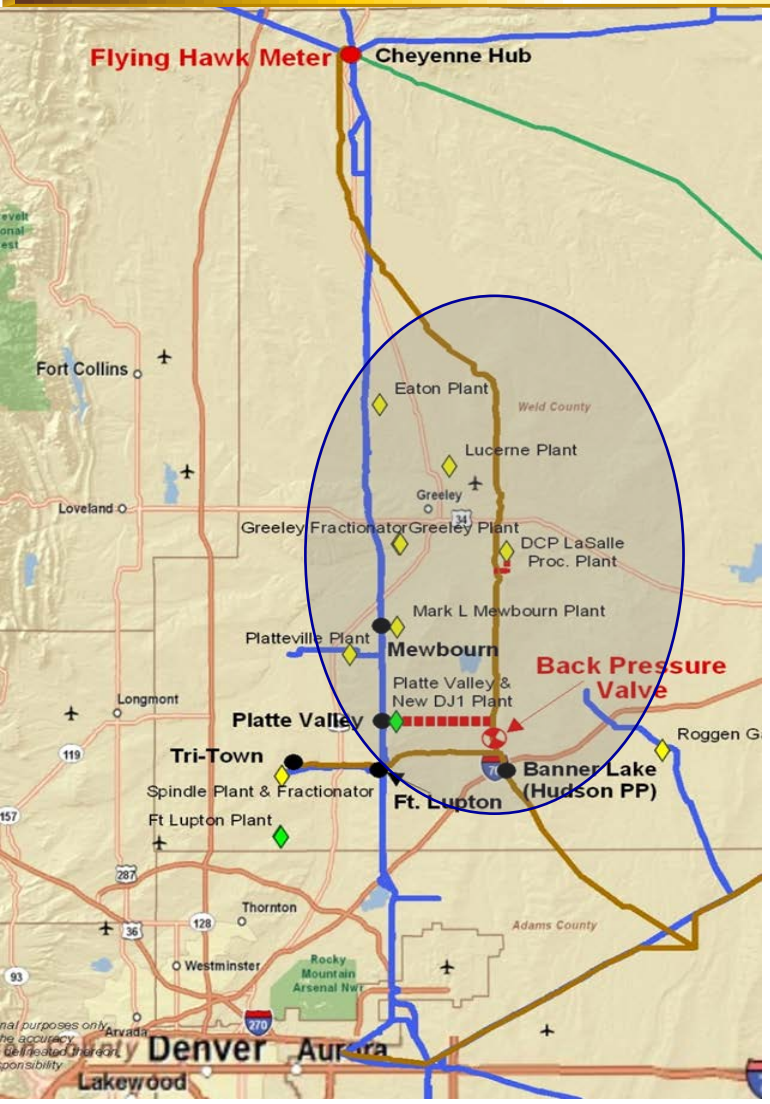

- **Capacity:** 600 MDth/d
- **Capital:** $12.1MM
- **In-Service:** November 2013
- **Project Scope:**
  - 8 miles of 24” pipe, regulation, and metering at Cheyenne into WIC
  - Lancaster MS (Anadarko) and LaSalle MS (DCP)
- **Commercial Benefit:**
  - Joint venture expansion with Xcel to move growing DJ Basin supply to Cheyenne WY Hub
- **Rate:** Max tariff for High Plains
- **Current Status:** Waiting on FERC Certificate to proceed

West Region

Additional Potential Growth Projects

- **Dramatic growth in unconventional oil and liquids production**
  - Growing Permian production creates oil conversion opportunities on EPNG (Freedom Pipeline)
  - Dry to wet service conversions
    - Niobrara Shale (Powder River Basin and DJ Basin)
    - Tight gas sands (Wind River Basin and Uinta Basin)

- **Growth in exports to Mexico**
  - Total incremental Mexico growth by 2020 projected up to 1.0 Bcf/d
    - Incremental power generation demand growth on Willcox, Samalayuca, and Sierrita II laterals
    - Creates opportunity “above and beyond” current planned capacity additions

- **Growing demand for natural gas in power generation and industrial sectors**
  - Additional markets in Desert Southwest (coal to gas conversions, power plants, and LDC’s)
  - De-emphasizing nuclear exacerbates need (San Onofre Nuclear Generating Station)

- **Storage expansions**
  - Developing firm and expanded PAL service on EPNG and CIG

Opportunity to invest up to $2.6 billion [(a)]

(a) Not included in $2.7 billion backlog of projects currently under development.

West Region Growth Opportunity

KM Freedom Pipeline (Proposed)

- **Capacity: Up to 400,000 Bbl/d**
  - Viable at 250,000 Bb/d of firm commitments
- **Capital:** $2.0 B (277,000 Bbl/d), minimal additional capital to achieve 400,000 Bbl/d
- **Expected In-Service Date:**
  - Q4, 2016
- **Project Scope:**
  - Conversion of 604 miles from gas service to oil;
  - Return to service of 124 miles of line 1903b and convert 80 miles of pipe to oil service
  - Build 30 miles of new oil pipeline in California
  - Build 200 miles of new 30" oil pipeline from Wink to El Paso
- **Commercial Benefit:**
  - Will deliver crude to San Emidio, CA interconnecting with crude pipelines capable of delivering crude to 17 major refineries in SF Bay Area and Los Angeles– displacing imported foreign crude
  - Maintains comparable service to current gas customers
  - Potential synergies with other KM business units
- **Rates:** Based on shipper commitment level
- **Current Status:** Seeking interest from potential shippers



Central Region Assets [a]

Growth Drivers

- Large and strategic asset footprint near major shale plays and supply basins provides opportunities to attach new supply
- 12 Bcf/d of potential demand from 7 announced LNG liquefaction projects along the Gulf Coast near NGPL and KMLP
- Well positioned to serve growth from existing and new gas fired electric generation
- Potential new End-User markets; Fertilizer plants, GTL plants, Pet Chem and other industrial projects
- Recently renewed 2 major LDC portfolios at favorable terms for 3 years

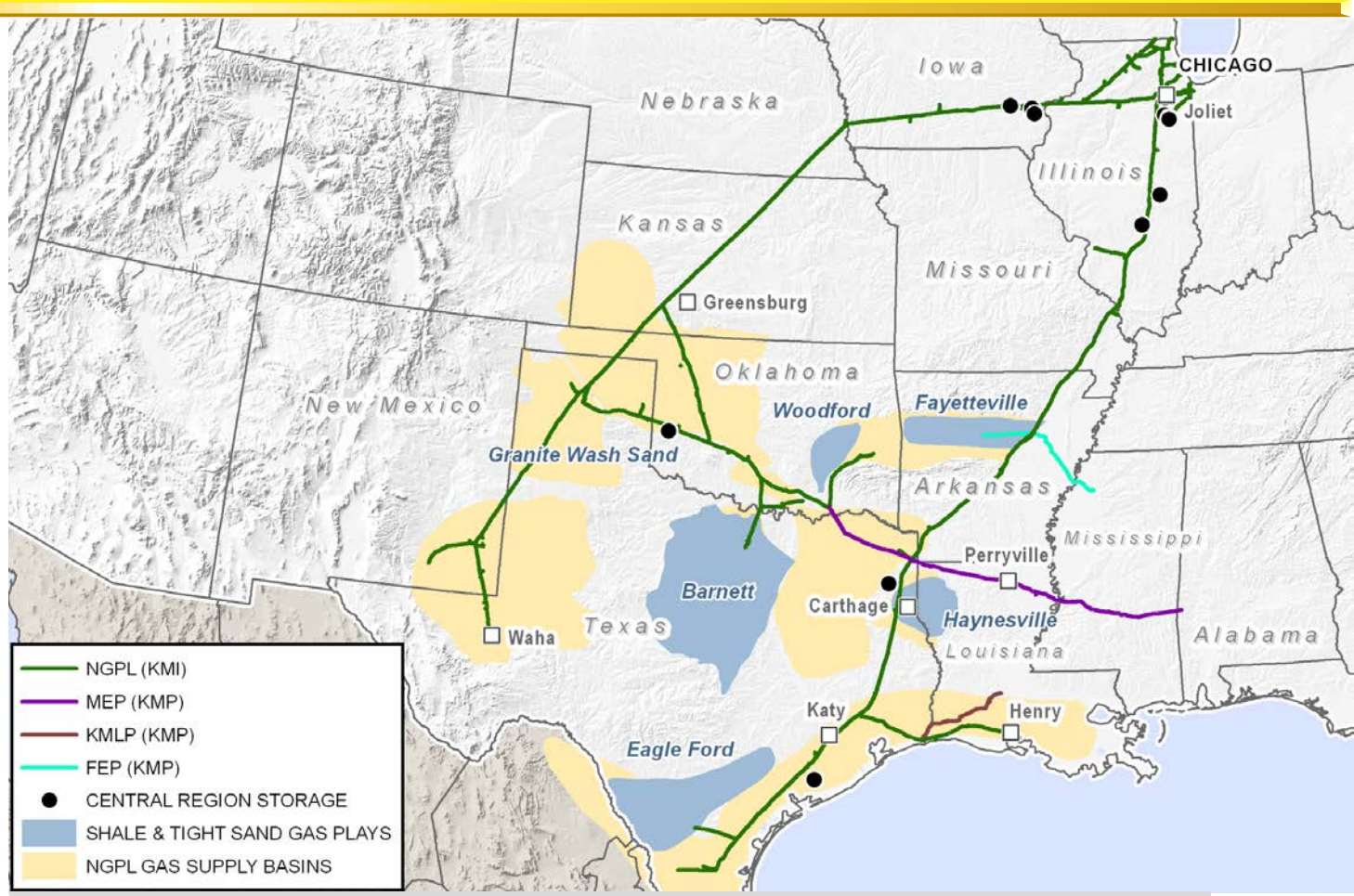

Pipeline	Miles	Capacity (Bcf/d)	Storage (Bcf)	Avg. Remaining Contract Term (Yrs)
Natural Gas Pipeline Co. of America (NGPL [a])	9,220	5.0 [b]	281	2.8/3.3*
Midcontinent Express (MEP)	510	1.8	-	6.2
Kinder Morgan Louisiana Pipeline (KMLP)	135	2.1	-	16.7
Fayetteville Express (FEP)	185	2.0	-	8.2

* Transport/ Storage

(a) KMI legacy 20% interest in NGPL not expected to be a candidate for dropdown
(b) Market Area deliverability

Central Region

Additional Potential Growth Projects

- **LNG Liquefaction Opportunities**
  - LNG liquefaction projects moving forward in South Texas/Louisiana provide potential expansion investment opportunities on both NGPL and KMLP

- **Industrial Market Growth Opportunities**
  - Several fertilizer plant opportunities for NGPL in the Midwest
  - GTL and Pet Chem facilities on Gulf Coast for NGPL and KMLP

- **Repurposing Opportunities**
  - Evaluating conversion to crude service in Permian area and on Louisiana system

- **Future Power Plant Load**
  - In discussions with power plants identified near NGPL and MEP for new interconnect and transport capacity
  - NGPL in a position to offer competitive transport options

Opportunity to invest up to $400 million [(a)]

(a) Not included in $2.7 billion backlog of projects currently under development.

Midstream Assets [a]

Growth Drivers

- Large asset footprint provides continued expansion capital investment (Texas Intrastate)
- Competitive expandability and connectivity for increased deliveries into Mexico for its growing reliance on natural gas (Texas Intrastate)
- Significant storage positions and connectivity provide array of premium services, incl. load balancing to power and end use markets (Texas Intrastate)
- Optimization and expandability of West Clear Lake storage facility (Texas Intrastate)
- Investments/acquisitions of gathering systems, storage facilities and processing facilities (Midstream)
- Greenfield gathering and processing infrastructure capital investment that leverages from underutilized, interstate assets in Marcellus/Utica and Niobrara shale plays (Midstream)
- Existing operating asset growth and expansion opportunities from dedicated acreage on Camino Real (Eagle Ford) and Altamont (Uinta) systems

Limited Commodity Exposure

- Processing exposure:
  - $1 change in WTI = ~$2.6MM
  - 1% change in NGL crude ratio = ~$3.5MM;
    - ~ 2.4% of Gas Pipeline Group annual EBDDA
- Gas price exposure:
  - $1 /Dth gas price change = ~$5.1MM/yr
    - < 0.1% of Gas Pipeline Group annual EBDDA

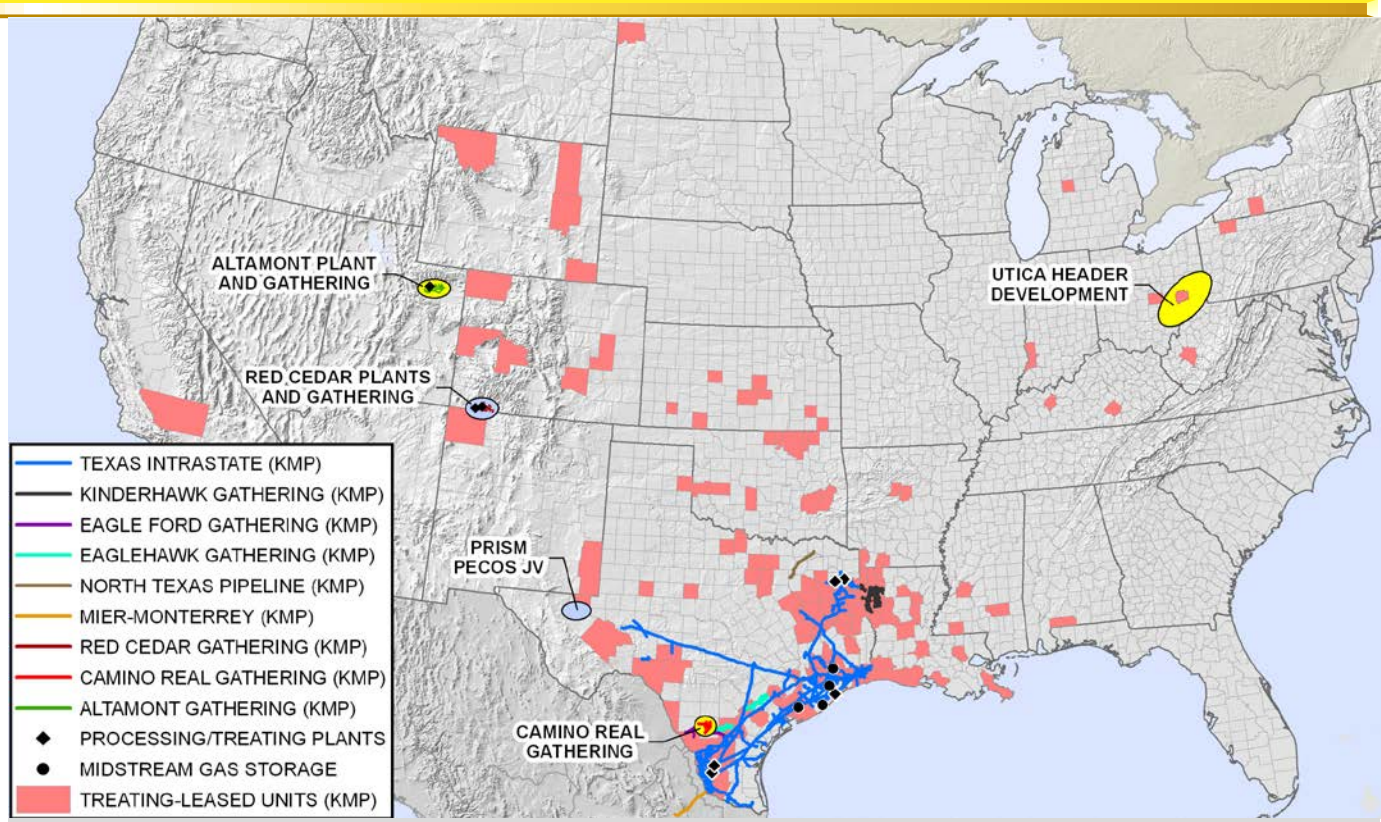

Asset	Pipeline Miles	Pipeline Capacity	Storage	Treating Capacity	Processing Capacity	Avg. Remaining Contract Term (Yrs)
Intrastate Pipelines	5,763 miles	5.5 Bcf/day	118 Bcf	1,680 GPM	650 MMcf/day	3.4
North Texas Pipeline	82 miles	325 MMcf/day				20.6
Mier-Monterrey	95 miles	425 MMcf/day				5.3
KinderHawk Gathering	479 miles	2.0 Bcf/day		2,600 GPM		Life of Lease (5yr)
Eagle Ford Gathering	185 miles	600 MMcf/day			590 MMcf/day	8.7
Eagle Hawk Gathering	388 miles - gas 266 miles - condensate	700 MMcf/day - gas 110 Mbbl/day - condensate		60K BBls		Life of Lease (5yr)
Red Cedar Gathering	755 miles	800 MMcf/day		4,600 GPM		5.2
Camino Real Gathering	70 miles - gas 68 miles - oil	150 MMcf/day - gas 110 MBbl/day - oil	20K BBls			10.0
Altamont Gathering	650 miles	75 MMcf/day			60 MMcf/day	8.3
Treating - Leased Units	116 plants in service – Amine; 167 plants in service – MRU; 19 plants in service - Dew Point					

(a) Assets scheduled for 2013 dropdown are indicated at the respective acquiring MLP (i.e., Camino Real & Altamont at KMP)

Current Midstream Projects and Opportunities

Asset	MLP[(a)]	Board Approval	Customer Execution	Project	Capital, KM Share ($MM)	Capacity	In-service Date	Project Status
Texas Intrastate	KMP	Completed	Completed	West Clear Lake Expansion	29.3	Increase in inj/wd capability	4/13	Construction in progress
		Completed	Pending	Projects to Serve Gas Fired Electric Generation	181.0	350 MDth/d	2014 - 2015	Projects in various stages of development
Gathering/ Other	KMP	Completed	Completed	Eagle Hawk	107.7	Varies	Varies	Expansion/extension of existing gathering systems in progress
			Pending	KM Treating	26.3	NA	Varies	Installation and construction continuing
			Completed	KinderHawk Field Services	10.0	Varies	Varies	Well connects in progress
			Completed	Camino Real Gas Gathering	4.7	150 MDth/d	2013	Expansion/extension of existing gathering systems in progress
			Completed	Altamont Facilities Expansions	41.0	20 MDth/d	Varies	Plant expansions and expansion/extension of existing gathering system
				Total Midstream	400.0	EBITDA = $67 MM		

(a) Assets scheduled for 2013 dropdown are indicated at the respective acquiring MLP (i.e., Camino Real and Altamont at KMP)

West Clear Lake Storage Expansion

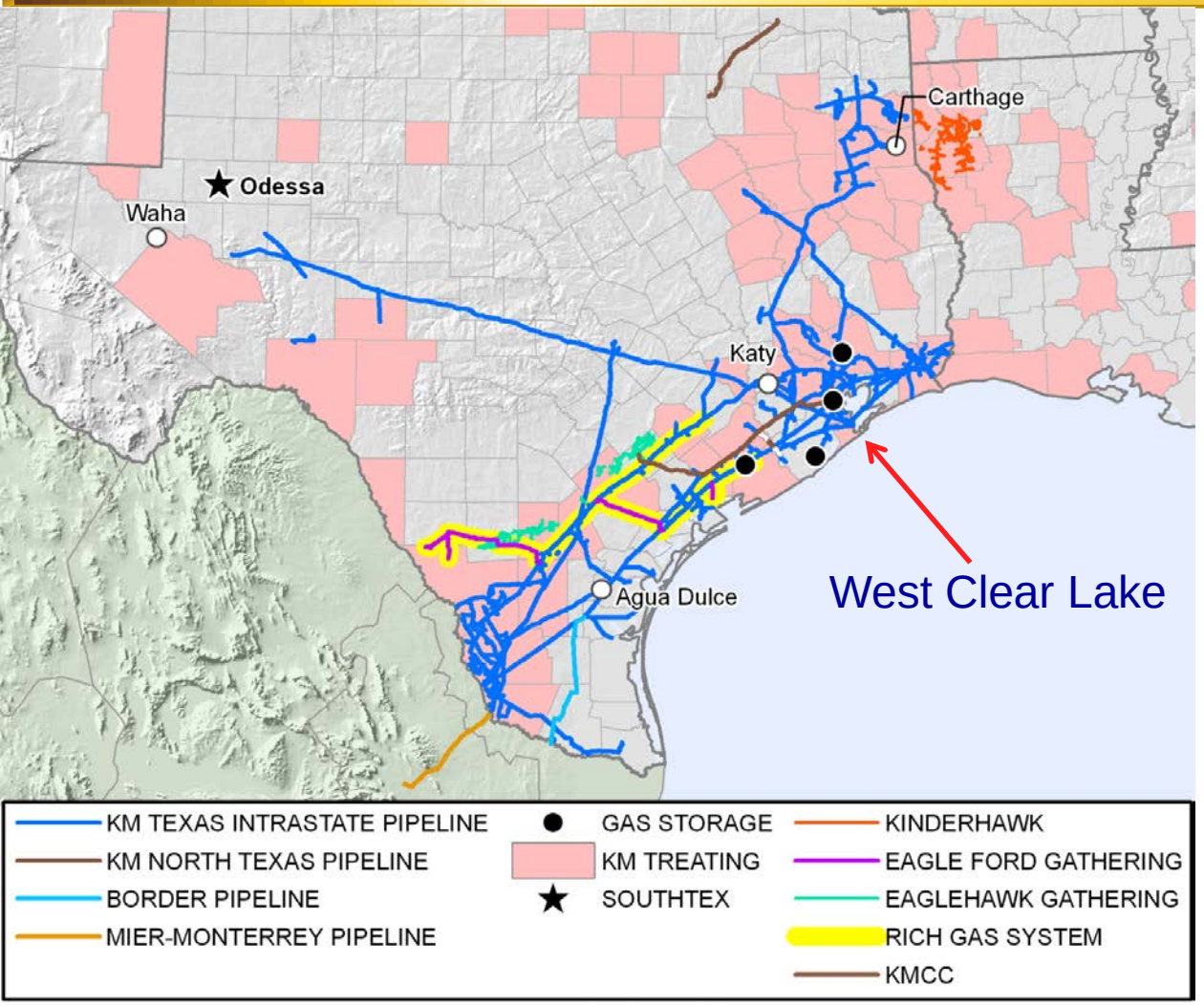

- **Capacity:**
  - 85.0 Bcf of Working gas capacity within the Houston Metro area
- **Capital:** $29.3 MM
- **In-Service:** April 1, 2013
- **Project Scope**
  - Deliverability Enhancement Project
  - Increase injection and withdrawal capabilities
  - Install 8,000 hp of new compression
  - Repaired 5 injection/withdrawal wells
- **Commercial Benefits**
  - Enhances ability to optimize working gas capacity
- **Rate:** Negotiated
- **Current Status:** Construction in progress

Projects to Serve Gas Fired Electric Generation

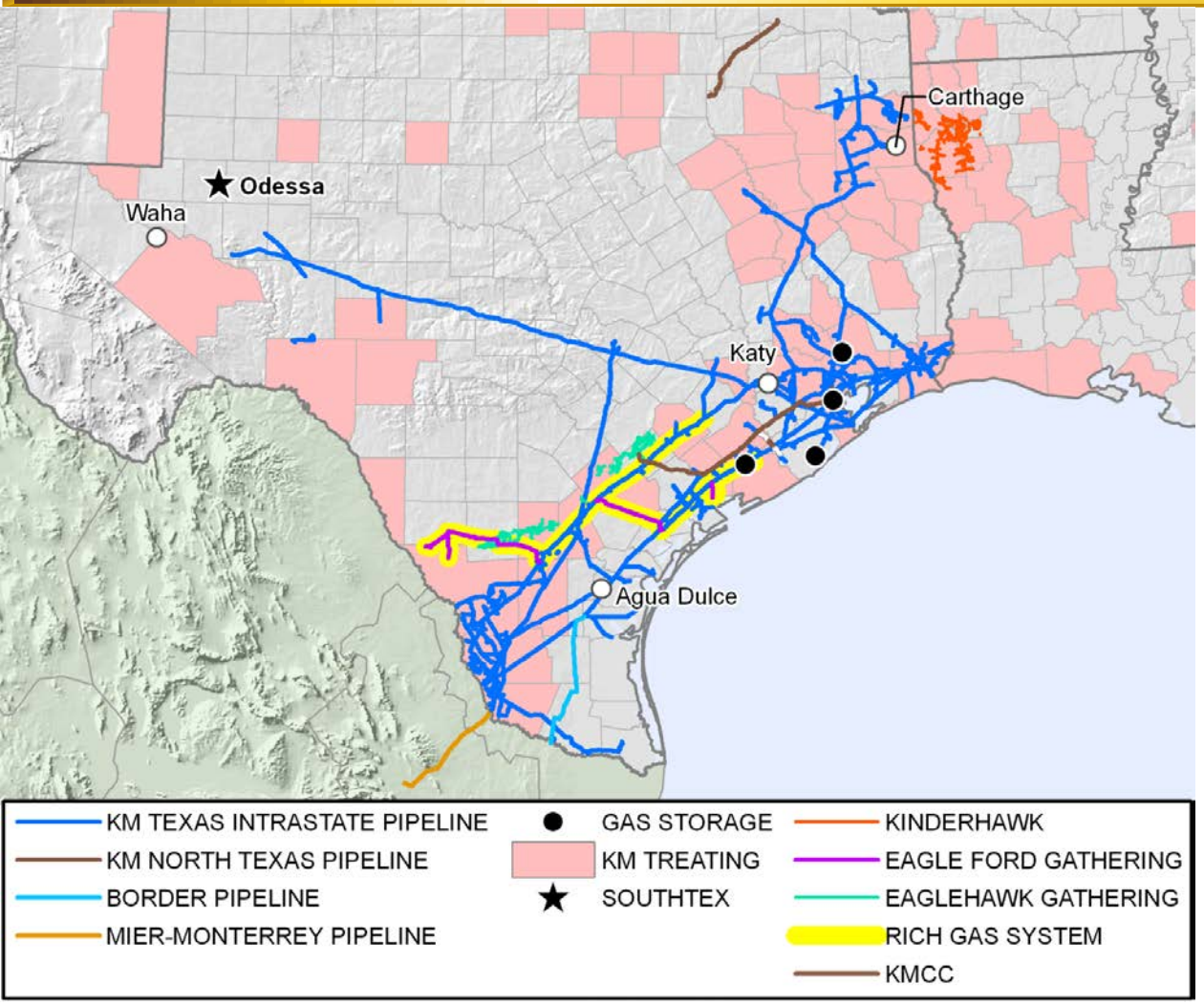

- **Capacity:** 350 MDth/d
- **Capital:** $181 MM
- **In-Service:** 2014 through 2015
- **Project Scope:**
  - New pipe, compression and meters
  - Gas Cooling
- **Commercial Benefit:** Serve growing gas fired electric generation markets
- **Rate:** Negotiated
- **Current Status:** Projects in various stages of development

Midstream

Additional Potential Growth Projects

- **Exports**
  - Electric generators in Mexico are looking towards natural gas to fuel new plants to meet growth and replace other fuels such as oil
  - Proposed LNG liquefaction projects in South Texas
- **Processing and Gathering**
  - Continued growth in shale plays provides new opportunities for Kinder Morgan's Midstream businesses
  - Kinder Morgan Utica Project
- **Repurposing**
  - Conversions to Crude, Condensate or NGL service in Eagle Ford Shale and Permian Basin
- **Industrial Load Growth**
  - Texas Intrastate systems continue to have inquiries from the manufacturing sector for brownfield and greenfield plant expansions
- **Storage Expansions**
  - Further enhancements to West Clear Lake storage facility
  - Expansion of existing or development of additional caverns at Dayton storage facility

Opportunity to invest up to $2.3 billion [(a)]

(a) Not included in $2.7 billion backlog of projects currently under development.

Midstream Growth Opportunity

Kinder Morgan Utica Project

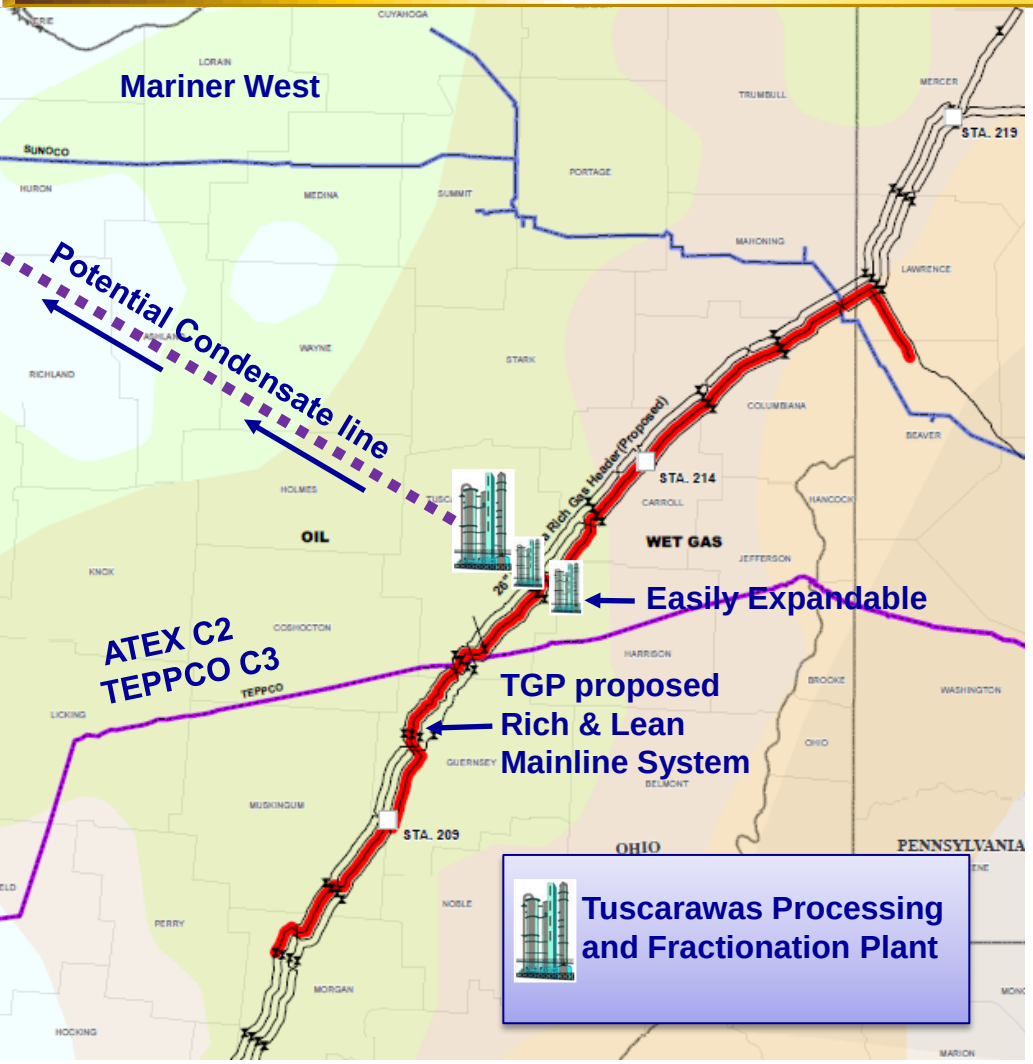

KM Midstream Facilities:

- 300 MMcf/d processing plant
  - July 2014 in-service
- 48 Mbpd Fractionator
  - 100,000 bbls NGL storage
  - Onsite truck/rail loading
  - Site expandable to 1.2 Bcf/d and 192 Mbpd fractionation capacity

KM TGP Facilities:

- 130 mile Rich Gas transportation service via 26” isolated rich line
- TGP’s 26” rich line is expandable with compression
- 1.2 Bcf/d current TGP Residue market

Capital $575 – $750 MM

Status:

- EPA, land, water permits secured
- Survey work completed, currently pursuing pipeline/rail ROW
- TGP FERC filing at future date
- Procured long lead equipment
- Potential condensate line to existing Kinder Cochin pipeline

Gas Pipeline Group Growth Outlook

Projects Currently Under Development

Region	Capital, KM Share ($MM)		
	KMP	EPB	Total
East	932	1,265	2,197
West	124	12	136
Midstream	400		400
Total	1,457	1,277	2,734

Additional Potential Growth Projects

Region	Capital, KM Share ($MM)			
	KMP	EPB	KMI	Total
East	2,800	7,200		10,000
West	2,500	60	40	2,600
Central	140		260	400
Midstream	2,300			2,300
Total	7,740	7,260	300	15,300