

docebo®

Claudio Erba, CEO
Ian Kidson, CFO

May 2020

Note: All financials presented are in US$ unless otherwise noted.

Disclaimer

General

This presentation is property of Docebo Canada Inc. (the "Company", "Docebo", "us" or "we") and is strictly confidential. It cannot be circulated or forwarded without our consent.

Any graphs, tables or other information demonstrating our historical performance or that of any other entity contained in this presentation are intended only to illustrate past performance and are not necessarily indicative of our or such entities' future performance. The information contained in this presentation is accurate only as of the date of this presentation or the date indicated. No securities regulatory authority has expressed an opinion about the securities described herein and it is an offence to claim otherwise.

All references in this presentation to dollars or "US$" or "$" are to United States dollars unless otherwise noted.

All references to "C$" are to Canadian dollars.

Cautionary Note Regarding Forward-Looking Information

This presentation contains "forward-looking information" and "forward-looking statements" (collectively, "forward-looking information") within the meaning of applicable securities laws. Forward looking information may relate to our financial outlook and anticipated events or results and may include information regarding our financial position, business strategy, growth strategies, addressable markets, budgets, operations, financial results, taxes, dividend policy, plans and objectives. Particularly, information regarding our expectations of future results, performance, achievements, prospects or opportunities or the markets in which we operate is forward-looking information. In some cases, forward-looking information can be identified by the use of forward-looking terminology such as "plans", "targets", "expects", "is expected", "an opportunity exists", "budget", "scheduled", "estimates", "outlook", "forecasts", "projection", "prospects", "strategy", "intends", "anticipates", "believes", or variations of such words and phrases or statements that certain actions, events or results "may", "could", "would", "might" or, "will", "occur" or "be achieved", and similar words or the negative of these terms and similar terminology. In addition, any statements that refer to expectations, intentions, projections or other characterizations of future events or circumstances contain forward-looking information. Statements containing forward-looking information are not historical facts but instead represent management's expectations, estimates and projections regarding future events or circumstances. This forward-looking information includes, but is not limited to, statements regarding industry trends; our growth rates and growth strategies; addressable markets for our solutions; the achievement of advances in and expansion of our platform; expectations regarding our revenue and the revenue generation potential of our platform and other products; our business plans and strategies; and our competitive position in our industry. This forward-looking information is based on our opinions, estimates and assumptions that, while considered by the Company to be appropriate and reasonable as of the date of this presentation, are subject to known and unknown risks, uncertainties, assumptions and other factors that may cause the actual results, level of activity, performance or achievements to be materially different from those expressed or implied by such forward-looking information, including but not limited to: (i) the Company's ability to execute on its growth strategies; (ii) the impact of changing conditions in the global corporate e-learning market; (iii) increasing competition in the global corporate e-learning market in which the Company operates; (iv) fluctuations in currency exchange rates and volatility in financial markets; (v) changes in the attitudes, financial condition and demand of our target market; (vi) developments and changes in applicable laws and regulations; and such other factors discussed in greater detail under the "Risk Factors" section of our Annual Information Form dated March 12, 2020 (the "AIF") which is available under our profile on SEDAR at wwww.sedar.com.

If any of these risks or uncertainties materialize, or if the opinions, estimates or assumptions underlying the forward-looking information prove incorrect, actual results or future events might vary materially from those anticipated in the forward-looking information. The opinions, estimates or assumptions referred to above and described in greater detail in "Summary of Factors Affecting our Performance" and in the "Risk Factors" section of our AIF, which is available under our profile on SEDAR at www.sedar.com, should be considered carefully by prospective investors. Although we have attempted to identify important risk factors that could cause actual results to differ materially from those contained in forward-looking information, there may be other risk factors not presently known to us or that we presently believe are not material that could also cause actual results or future events to differ materially from those expressed in such forward-looking information. There can be no assurance that such information will prove to be accurate, as actual results and future events could differ materially from those anticipated in such information. No forward-looking statement is a guarantee of future results. Accordingly, you should not place undue reliance on forward-looking information, which speaks only as of the date made. The forward-looking information contained in this presentation represents our expectations as of the date specified herein, and are subject to change after such date. However, we disclaim any intention or obligation or undertaking to update or revise any forward-looking information whether as a result of new information, future events or otherwise, except as required under applicable securities laws.

All of the forward-looking information contained in this presentation is expressly qualified by the foregoing cautionary statements.

Non-IFRS Measures and Industry Metrics

This presentation makes reference to non-IFRS measures, including "Free Cash Flow", "EBITDA" and "Gross Margin" and other key performance indicators used by management and typically used by our competitors in the software-as-a-service ("SaaS") industry, such as "Annual Recurring Revenue" or "ARR", "Recurring Revenue", "Net Dollar Retention" , "Cash Burn" and "Average Contract Value". These measures are not recognized measures under IFRS and do not have a standardized meaning prescribed by IFRS and are therefore not necessarily comparable to similar measures presented by other companies. Rather, these measures are provided as additional information to complement those IFRS measures by providing further understanding of our results of operations from management's perspective. Accordingly, these measures should not be considered in isolation nor as a substitute for analysis of our financial information reported under IFRS. These non-IFRS measures and SaaS metrics are used to provide investors with supplemental measures of our operating performance and liquidity and thus highlight trends in our business that may not otherwise be apparent when relying solely on IFRS measures. We also believe that securities analysts, investors and other interested parties frequently use non-IFRS measures, including SaaS industry metrics, in the evaluation of companies in the SaaS industry. Management also uses non-IFRS measures and SaaS industry metrics in order to facilitate operating performance comparisons from period to period, the preparation of annual operating budgets and forecasts and to determine components of executive compensation.

Docebo at-a-glance

Leading KPI's compared to LMS sector averages

1,930+

Customers[1]

US$52M

ARR[1]

400+

Employees

90%

Recurring Revenues[1]

69%

Recurring Revenue CAGR[2]

5

Offices: Toronto, Athens-GA, Milano, London, Dubai

(1) As at March 31, 2020
(2) CAGR between fiscal year 2016 and 2019

70% social

20% coaching

10% formal

According to the 702010 Institute



today

docebo (docēbō)
v. I will teach

docebo

A learning management platform
that improves enterprise learning

ENTERPRISE SOFTWARE STACK:

- ➔ Business Intelligence
- ➔ Collaboration
- ➔ LMS (Learning Management System)
- ➔ CRM
- ➔ ERP
- ➔ Supply Chain Management
- ➔ Office Productivity

The Enterprise Software stack is where companies are investing heavily

Leading Companies Choose Docebo

1,930+ customers across a variety of geographies and industries

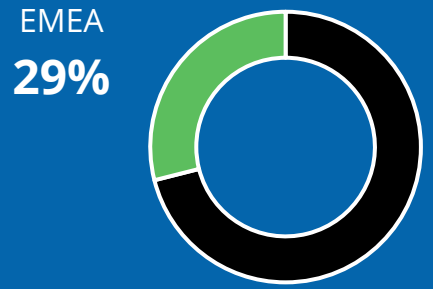

Revenue for the three months ended Mar 31, 2020

Technology & Media

THOMSON REUTERS, hp, Bloomberg, Pearson, HubSpot, UBER

Consulting & Services

Newcross HEALTHCARE, experian., randstad, AMNESTY INTERNATIONAL, lastminute.com

Manufacturing & Consumer

L'ORÉAL, brf, HEINEKEN, BMW, Denny's, Walmart

Common pattern: Successful progressive organizations prioritize learning

The Docebo Difference

Traditional LMS

Formal learning pushed top down

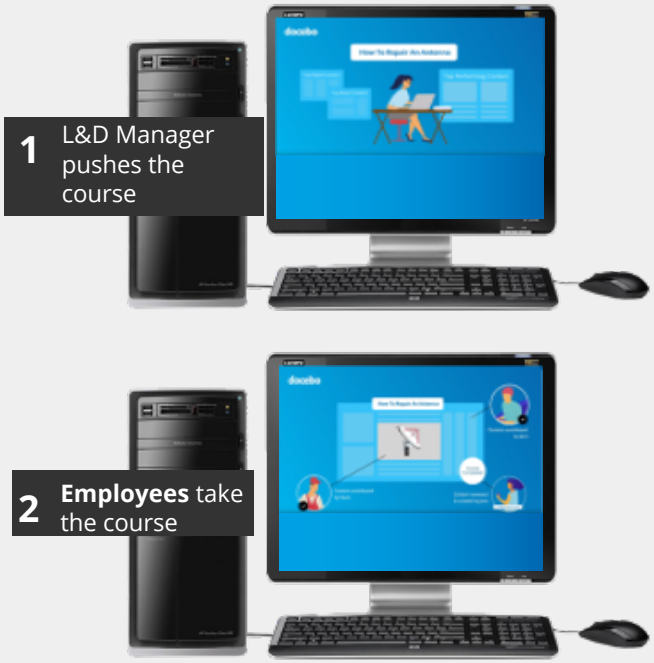

Docebo Learning Management Platform

Formal and informal, learner centric



Learner centric: Community driven, intelligent management and delivery

AI Powered Learning Platform

Increases the velocity of learning

1 **Kevin** shares field knowledge



2 AI elaborates the content (**tags, skills, full transcript**)

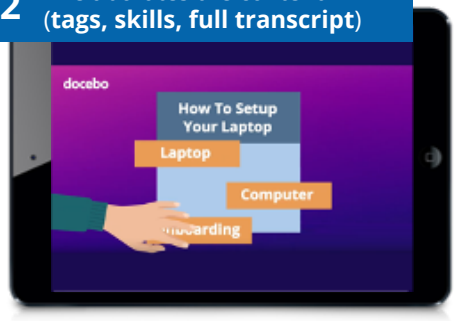

3 Kevin's peers can find content **faster and better** thanks to the **deep search**



4 **AI suggests** who should watch this content

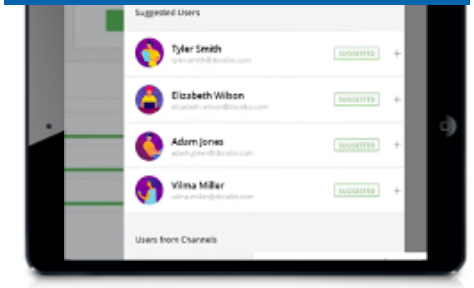

5 L&D Manager **gets suggestions** on who should consume the content

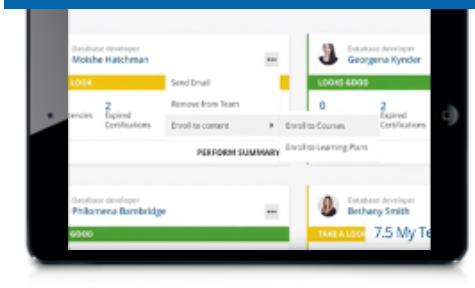

Continued investments in AI have established a differentiated position

Highly Configurable Interface

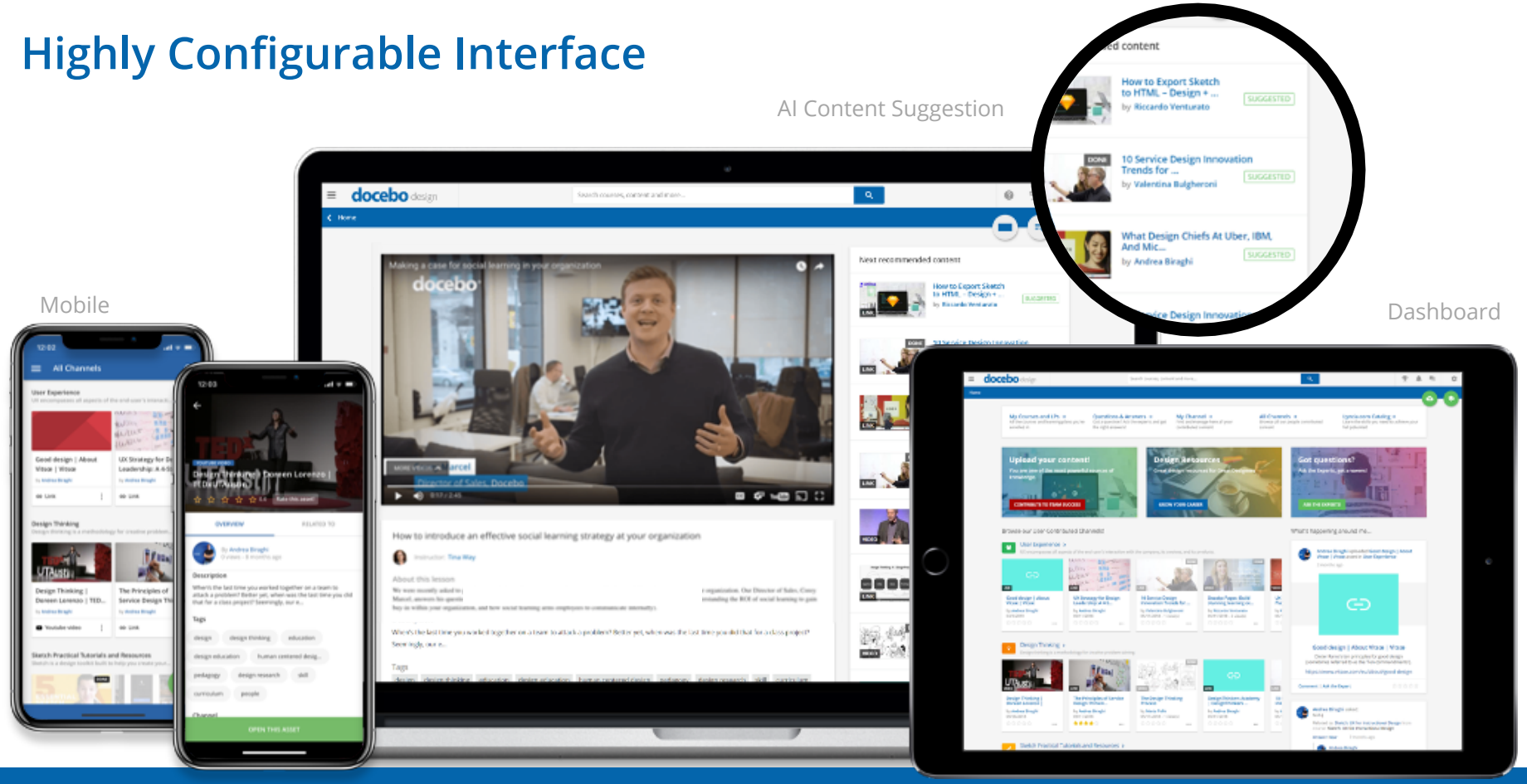

Trainers can implement their own learning experience with a click

Roadmap to a Comprehensive Learning Platform



COURSES BUILDER
AI will create learning content for online courses starting from any available online source

R&D – IN DEVELOPMENT

TRAINING DELIVERY & TRACKING
Course enrollment, online delivery, and tracking all in one place makes learning certification easy

COMMERCIAL PRODUCT

SOCIAL LEARNING
Employees can share their expertise to help bridge knowledge gaps and further develop people in-house

COMMERCIAL PRODUCT

LEARNING IMPACT
What were you expecting from this course? What impact did it have on your performance at work?

MAKE OR BUY ?

PEOPLE ANALYTICS
Learning-based data analytics and easy to use reporting will help support educated decision-making

R&D – IN DEVELOPMENT

New products increase addressable market and share of wallet

Growth Opportunities

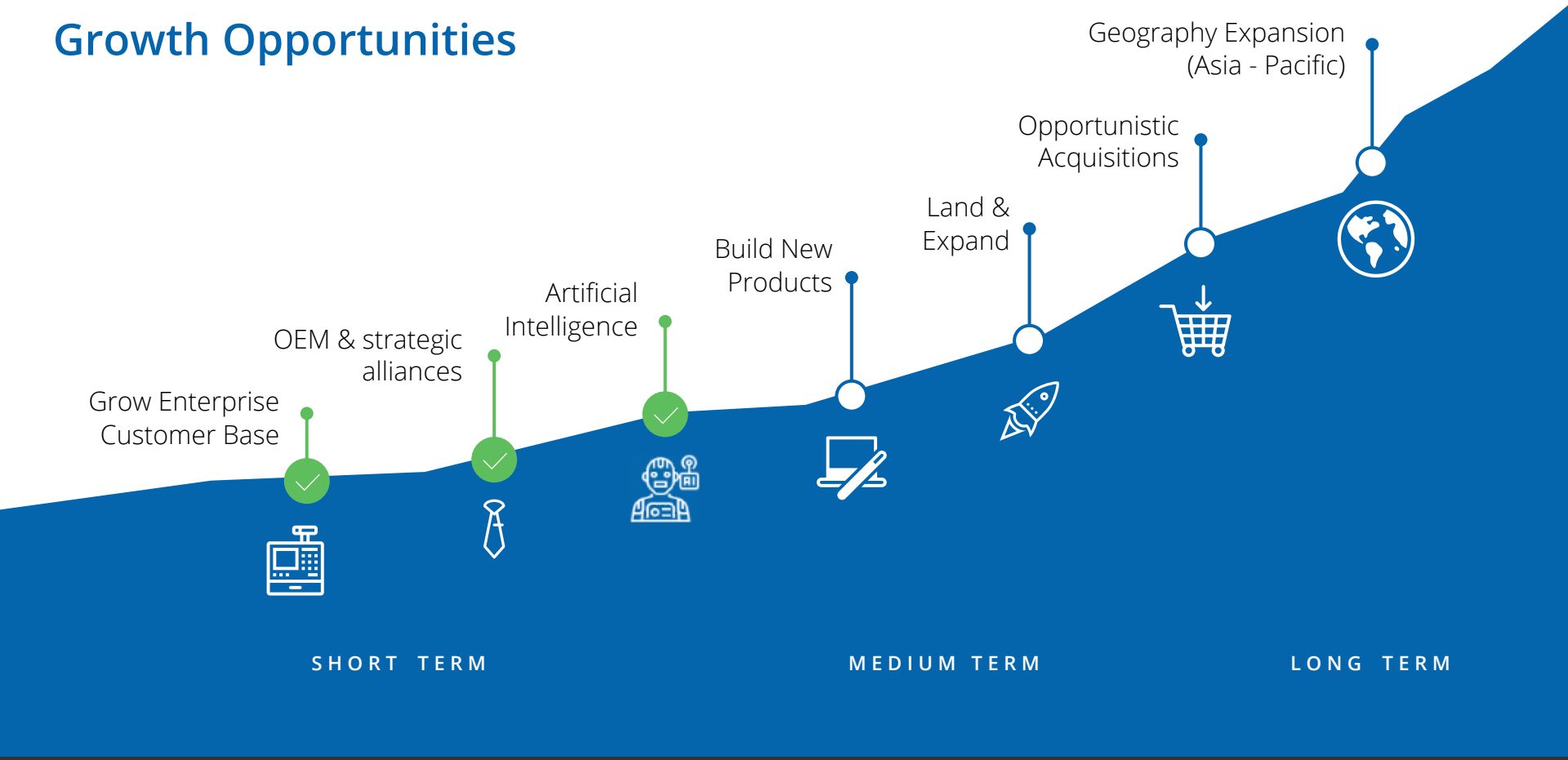

Sustainable momentum in a growing market

Better Tools Proven to Unlock Market Potential

CRM
Market[1]

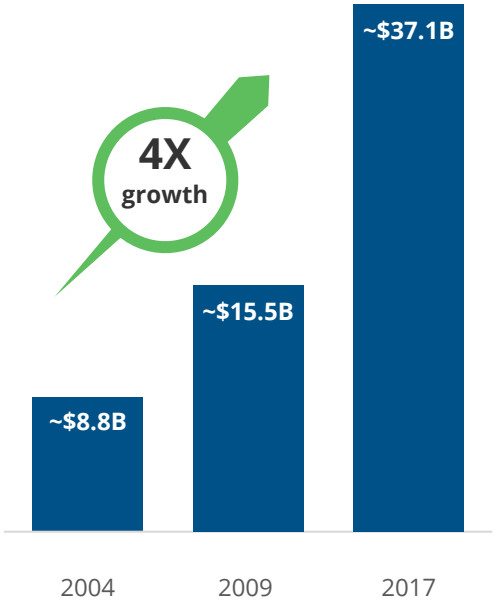

LMS
Market[2]

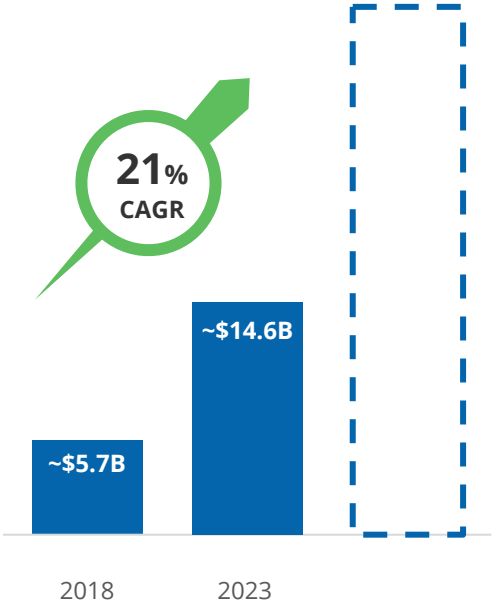

Market Expansion Opportunities

- ➔Analytics
- ➔Automation
- ➔Content Creation

(1) IDC (2005, 2011, 2018), USD
(2) Reports Monitor (2018), USD

Today's corporate learning market comparable to CRM market in 2004

Docebo is the highest performing LMS

FOSWAY GROUP 2020
Core Leader
9-Grid™ for Learning Systems

2019 & 2020

Core Leader for Learning Systems in the Fosway 9-Grid™

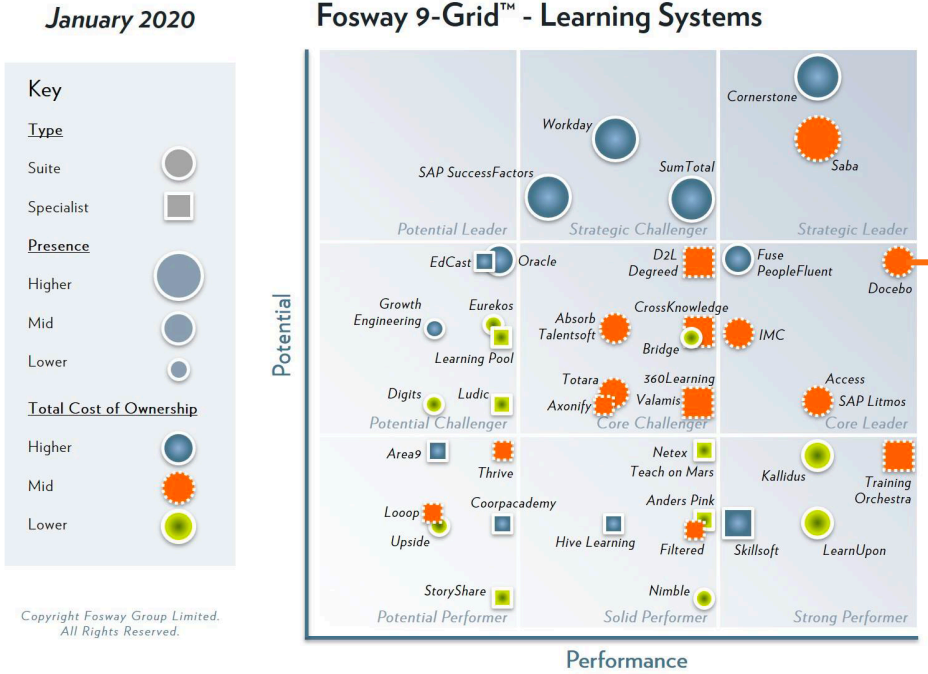

Copyright Fosway Group Limited.
All Rights Reserved.



Brandon Hall GROUP
EXCELLENCE IN TECHNOLOGY AWARDS
GOLD
2019

2018 & 2019

Best Advance in Learning Management Technology

PC PCMAG.COM EDITORS' CHOICE

2018

PCMag Editors' Choice
Best Online Learning Platforms for Business

Growing 2X the LMS Industry

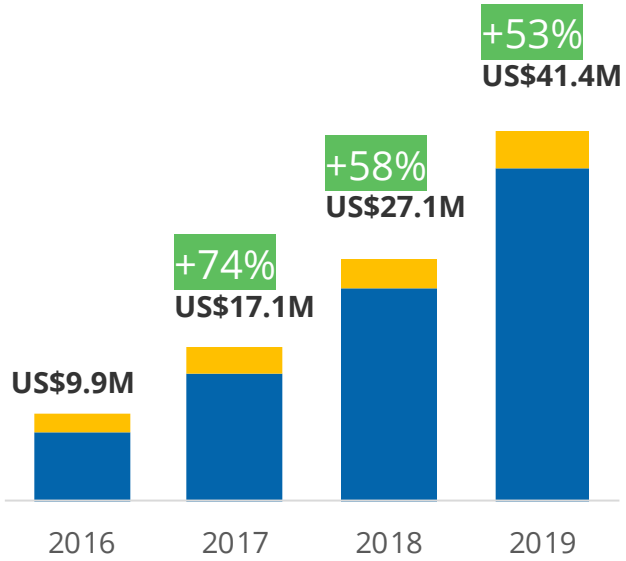

69%
Recurring Revenue CAGR[1]

US$52M
Annual Recurring Revenue[2]

90%
Recurring Revenue[2]

(1) CAGR between fiscal year 2016 and 2019
(2) As at March 31, 2020

Growth driven by recurring revenue from a SaaS model

Successfully executing our growth strategy

1,930+
Customers

65%
Enterprise customers chose 3 year contracts in 2019

2.7x
Growth in average contract value since 2016

>100%
Net Dollar Retention Rate in 2019[1]

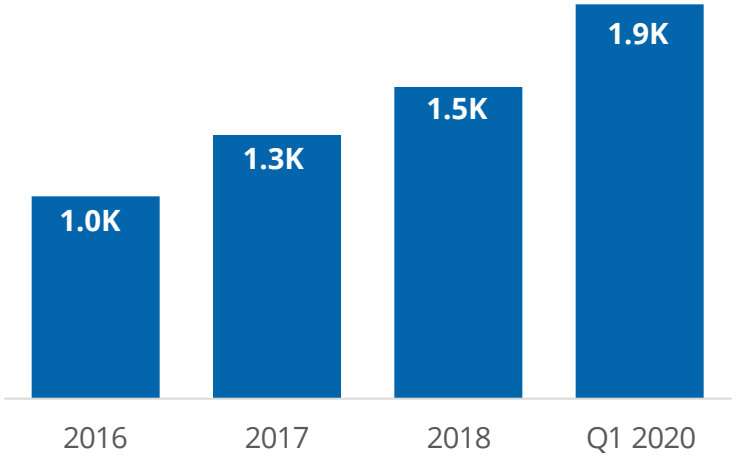

Customers

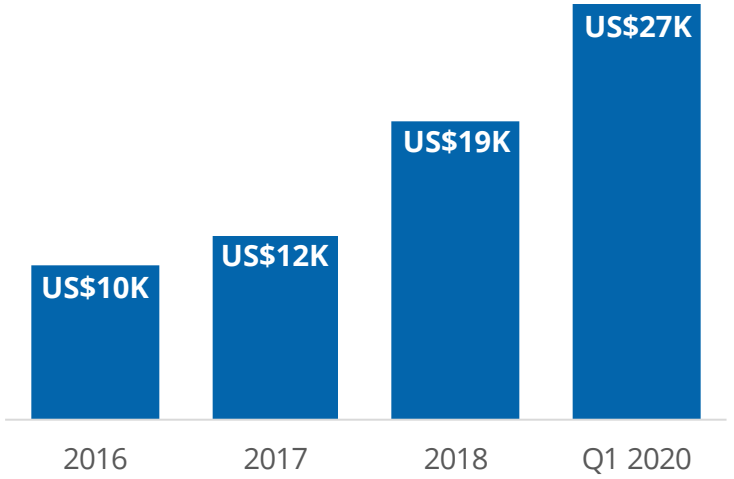

Average Contract Value

(1) As at December 31, 2019

Capital Efficient Growth

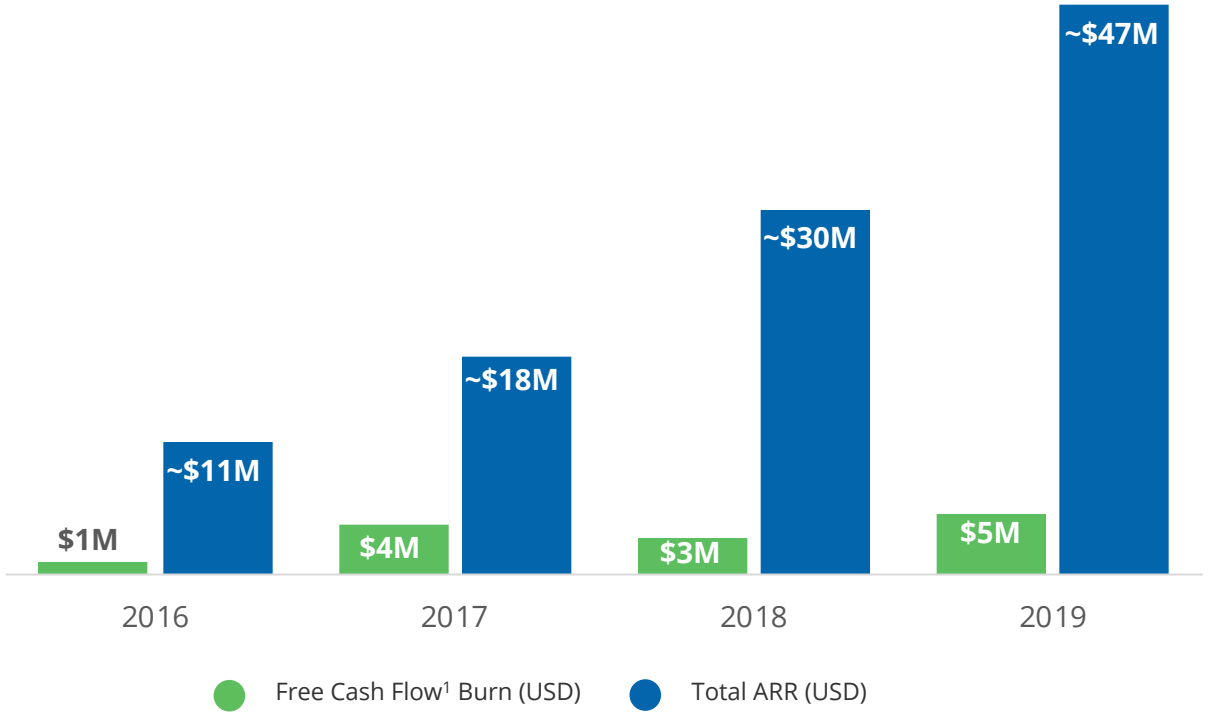

(1) Cash flow from operating activities less additions to property and equipment
(2) Represents the accumulated free cash flow burn since Docebo received its initial investment from Intercap and Klass in 2015

~US$13M

Cash burn since 2016 to grow ARR[2] to US$47M at the end of 2019

Strong, Scalable Financial Metrics

METRIC	2017	2018	2019	Q1 2020
Revenue	US$17.1m	US$27.1m	US$41.4m	US$13.5m
Subscription Revenue Growth (YoY)	85%	68%	56%	61%
Recurring Subscription Revenue Mix (% of Total Revenue)	83%	88%	90%	90%
Gross Profit Margin	75%	79%	80%	79%
Free Cash Flow Margin[1]	(18%)	(10%)	(12%)	(20%)

(1) Cash flow from operating activities less additions to property and equipment divided by total revenue

Margin Drivers

- ➔ Increasing deal sizes
- ➔ Executing land & expand strategy
- ➔ Improving sales and marketing productivity
- ➔ Leveraging infrastructure scale
- ➔ Back-office automation and efficiencies
- ➔ Improving efficiency of global support

Significant growth and strong unit economics set the stage for future profitability

Experienced Management and Board

GLOBAL MANAGEMENT TEAM

Claudio Erba, CEO & Board Member
- CEO of Docebo since 2005
- Over 15 years of experience in learning and development

Ian Kidson, CFO
- Recently appointed CFO of Docebo
- Former CFO and COO of TSX-listed public companies

Martino Bagini, COO
- COO since January 2018
- Over 15 years of experience as an investor and entrepreneur

Alessio Artuffo, CRO
- CRO of Docebo since 2012
- Previous COO of Docebo in North America

Fabio Pirovano, CTO
- Joined Docebo in 2005
- Graduated from Politecnico di Milano (Computer Science)
- CTO of Docebo since 2012

BOARD OF DIRECTORS

Jason Chapnik, Chairman
- Founder, Chair and CEO of Intercap; former Chairman of Dealer.com; 30+ years of experience
- Board member at Guestlogix, StickerYou, Brand Lab Partners, ESquared Inc. and Resolver

Daniel Klass
- Founder and President of Klass Capital; former private equity investor at TD Bank and Edgestone Capital Partners
- Board member at Resolver (Chair), Nulogy, Optimy and Good Foot Delivery

Steve Spooner
- Former CFO of Mitel Networks
- Board member of Jamieson Wellness

Kristin Halpin Perry
- Previously Chief Talent Officer at Dealer.com with over 25 years experience as an HR executive
- Board member at Fluency

Will Anderson
- CEO of Resolver since 2014; previous led software businesses within Iron Data and Constellation Software

James Merkur
- President at Intercap and the President and CEO at Logan Peak Capital Inc.
- Board member of Canaccord Genuity Growth II Corp., CryptoStar Corp. and Guestlogix Inc.

Summary capitalization

CURRENT OWNERSHIP SUMMARY*

Intercap	62.3%
Klass	11.2%
Claudio Erba	5.8%
Other	20.7%
	100%

LOCK-UPS POST OFFERING

All Shareholders (other than CEO): One-third released at 6 months, 12 months and 18 months post-closing

Claudio Erba, CEO: 90% of holdings for 36 months with 10% released per above

*Common shares; post IPO

Docebo: Bringing AI Innovation to Enterprise Learning



Large Global Addressable Market



Customer Momentum and Leading Innovation



Strong KPI's Capital Efficient Business Model