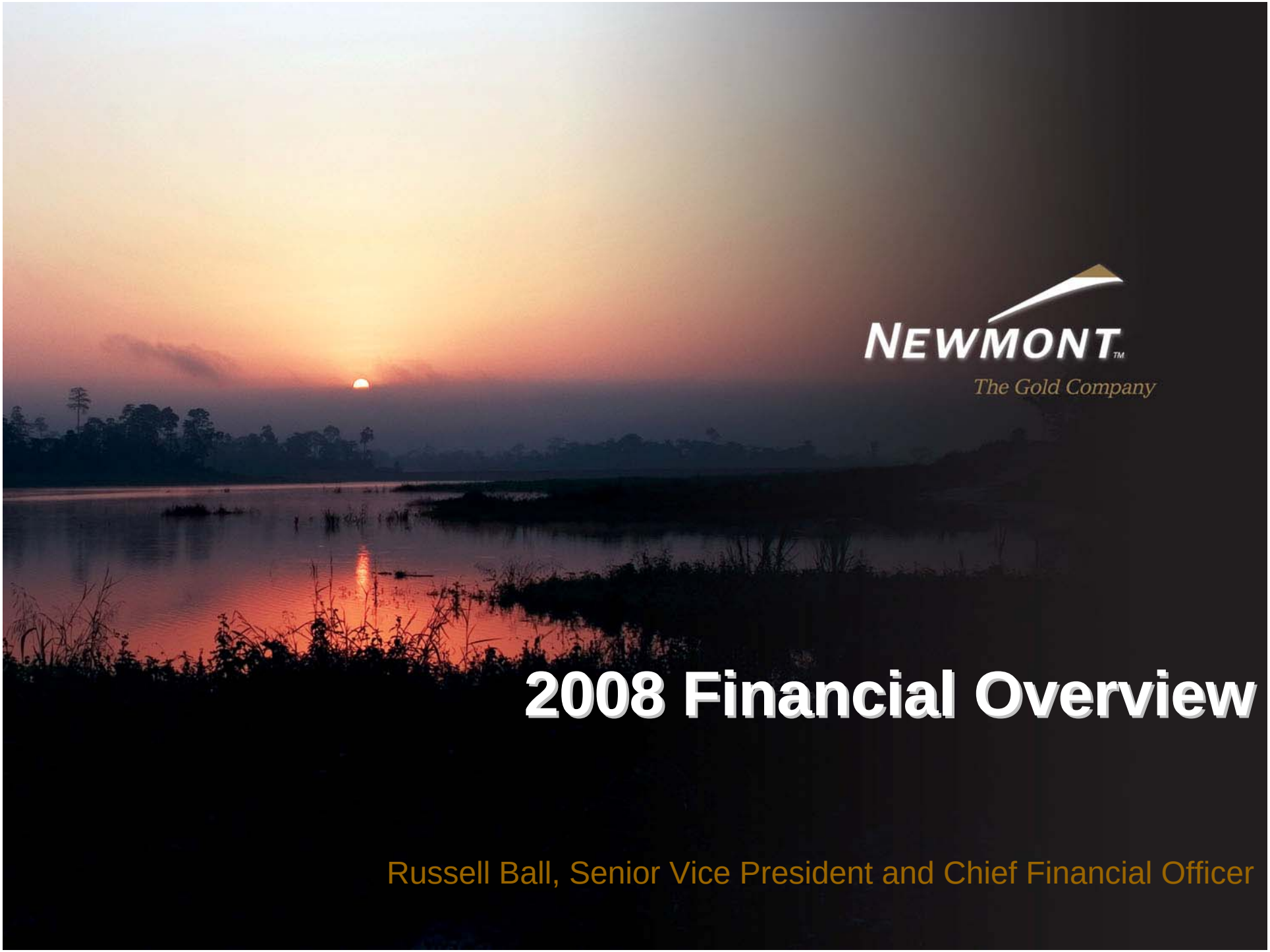

2008 Financial Overview

Russell Ball, Senior Vice President and Chief Financial Officer

2007 Equity Gold Sales

Company's Equity Gold Sales
2007A: 5.3 million ounces
2007F: 5.2 – 5.6 million ounces

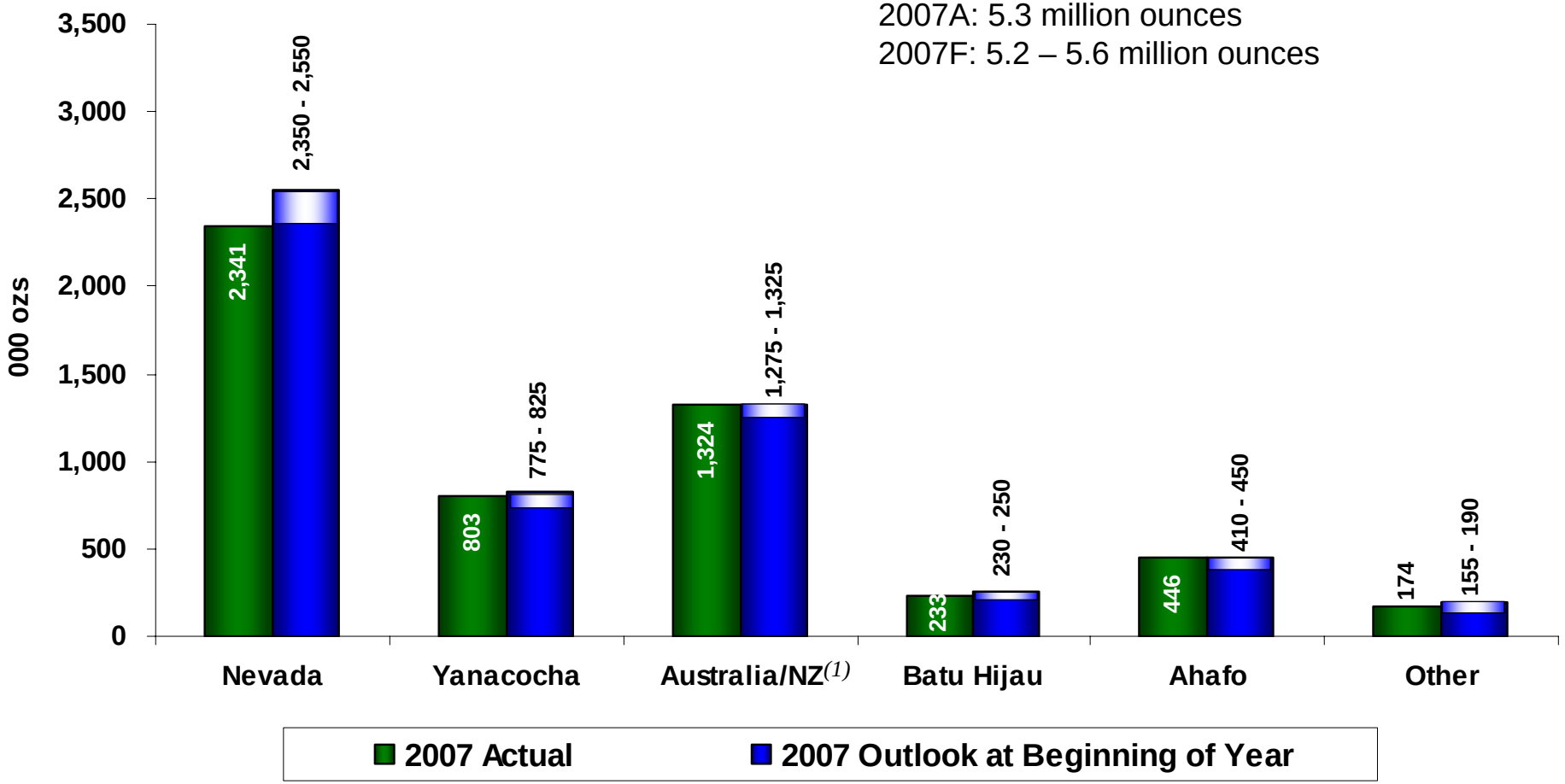

(1) Includes sales from discontinued operations for Pajingo in 2007

2007 CAS ($/oz)

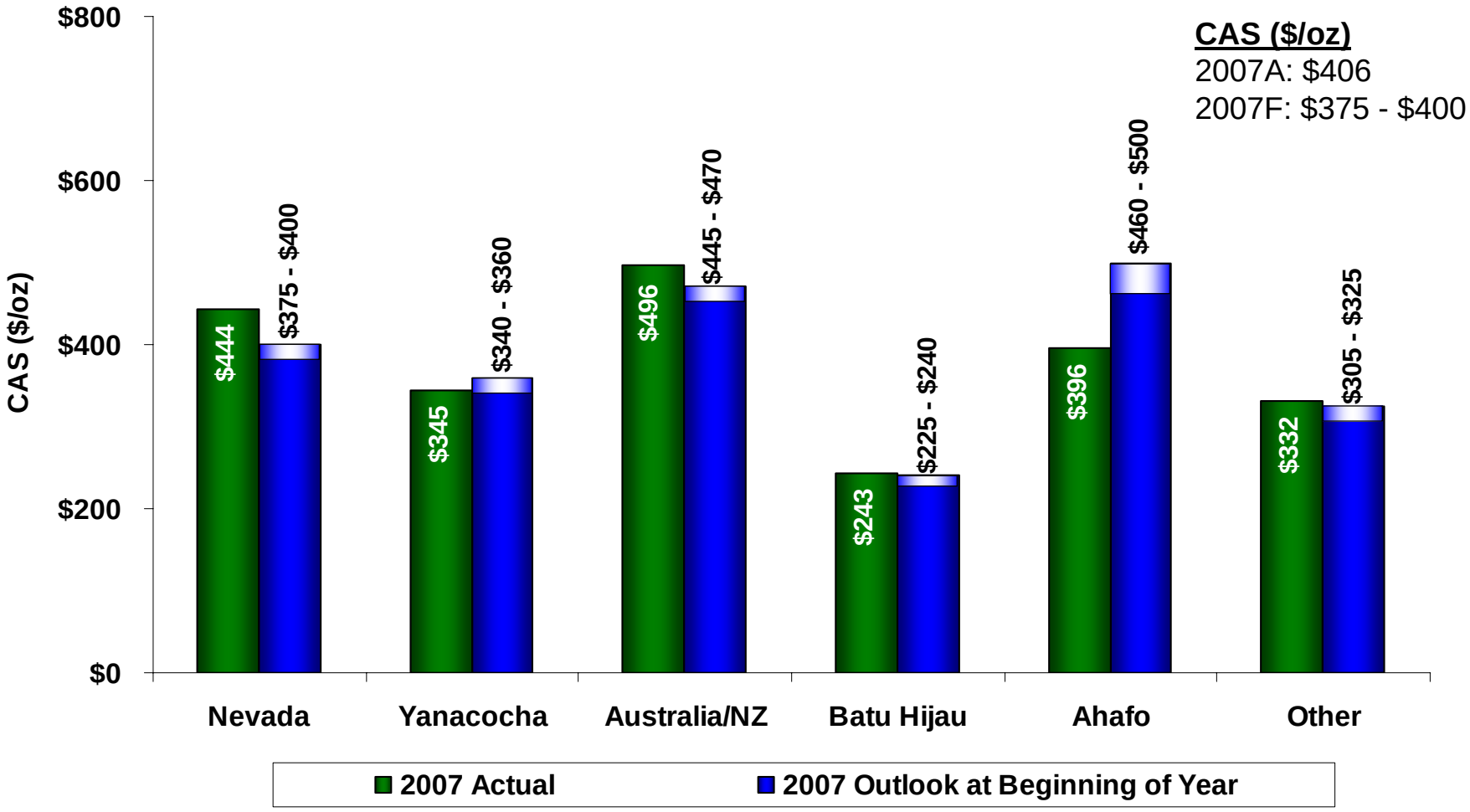
CAS ($/oz)
2007A: $406
2007F: $375 - $400
$800
$600
$400
$200
$0
CAS ($/oz)
$444
$375 - $400
$345
$340 - $360
$496
$445 - $470
$243
$225 - $240
$396
$460 - $500
$332
$305 - $325
Nevada
Yanacocha
Australia/NZ
Batu Hijau
Ahafo
Other
2007 Actual
2007 Outlook at Beginning of Year

2007 CAPEX

CAPEX (in billions)
2007A: $1.7
2007F: $1.8 – $2.0

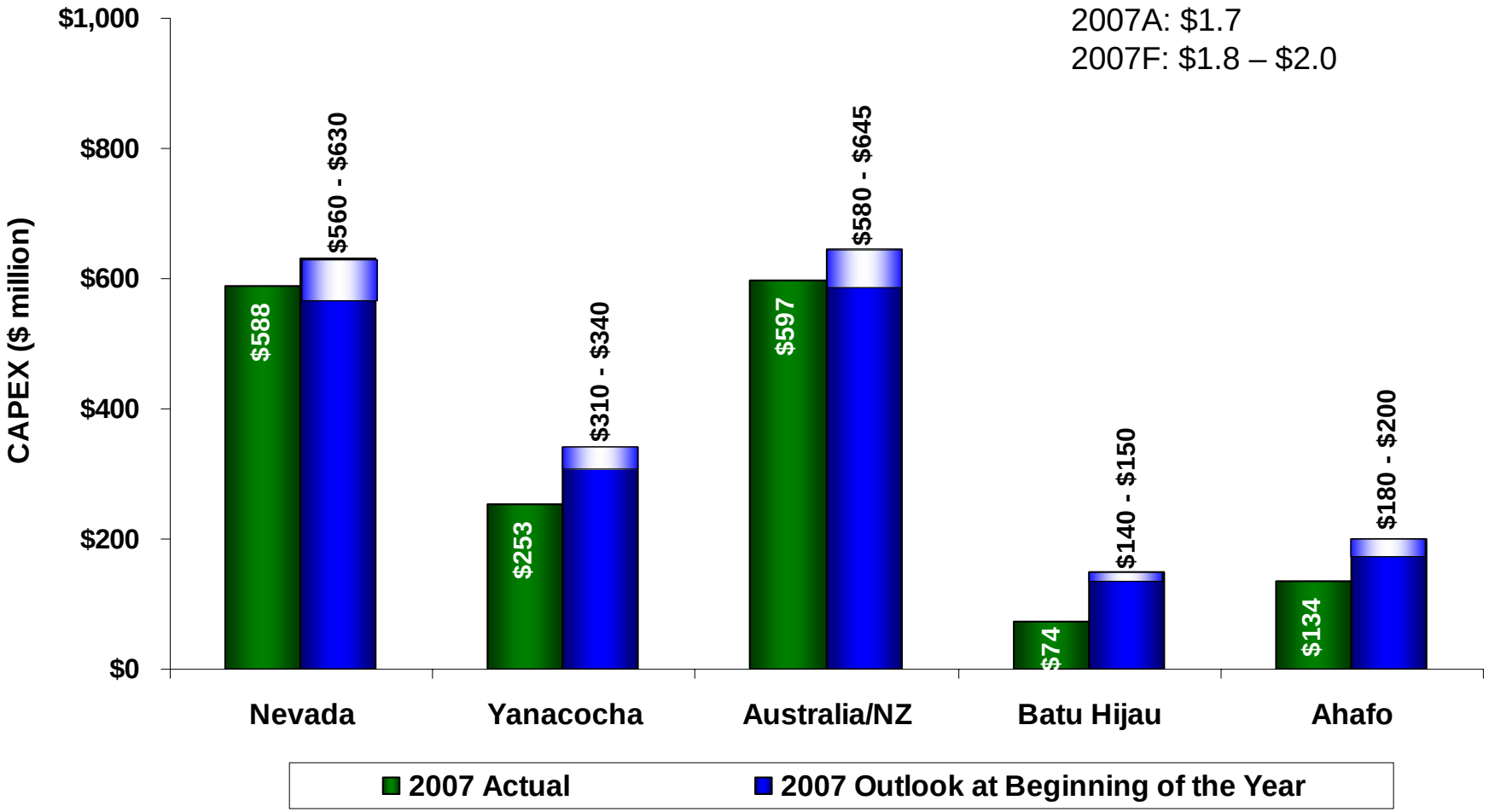

2008 Equity Sales Outlook

Equity Gold Sales (000 ozs)	2008F
Nevada	2,270 – 2,400
Yanacocha	885 – 925
Australia/New Zealand	1,060 – 1,120
Batu Hijau	150 – 165
Ahafo	495 – 530
Other	190 – 205
Total Equity Gold Sales (000 ozs)	**5,100 – 5,400**

Equity Copper Sales (million lbs)	2008F
Batu Hijau	155 – 165
Total Equity Copper Sales (million lbs)	**155 – 165**

2008 CAS Outlook ($/oz)

Gold CAS ($/oz)	2008F
Nevada	$400 - $430
Yanacocha	$370 - $390
Australia/New Zealand	$585 - $625
Batu Hijau	$285 - $325
Ahafo	$485 - $520
Other	$340 - $360
Gold CAS ($/oz)	**$425 - $450**

Copper CAS ($/lbs)	2008F
Batu Hijau	$1.30 - $1.40
Copper CAS ($/lbs)	**$1.30 - $1.40**

2008 CAPEX Outlook

Consolidated CAPEX ($/million)	2008F
Nevada	$350 - $400
Yanacocha	$250 - $290
Australia/New Zealand	$800 - $850
Batu Hijau	$145 - $195
Ahafo	$150 - $155
Hope Bay	~$30
Consolidated CAPEX ($ million)	**$1,800 - $2,000**
Equity CAPEX	**$1,600 - $1,800**

Major Project ($/million)	2008F
Power Plant, Nevada	$75 - $85
Gold Mill, Yanacocha	$35 - $40
Boddington, Australia	$625 - $675

2008 Equity Sales Outlook

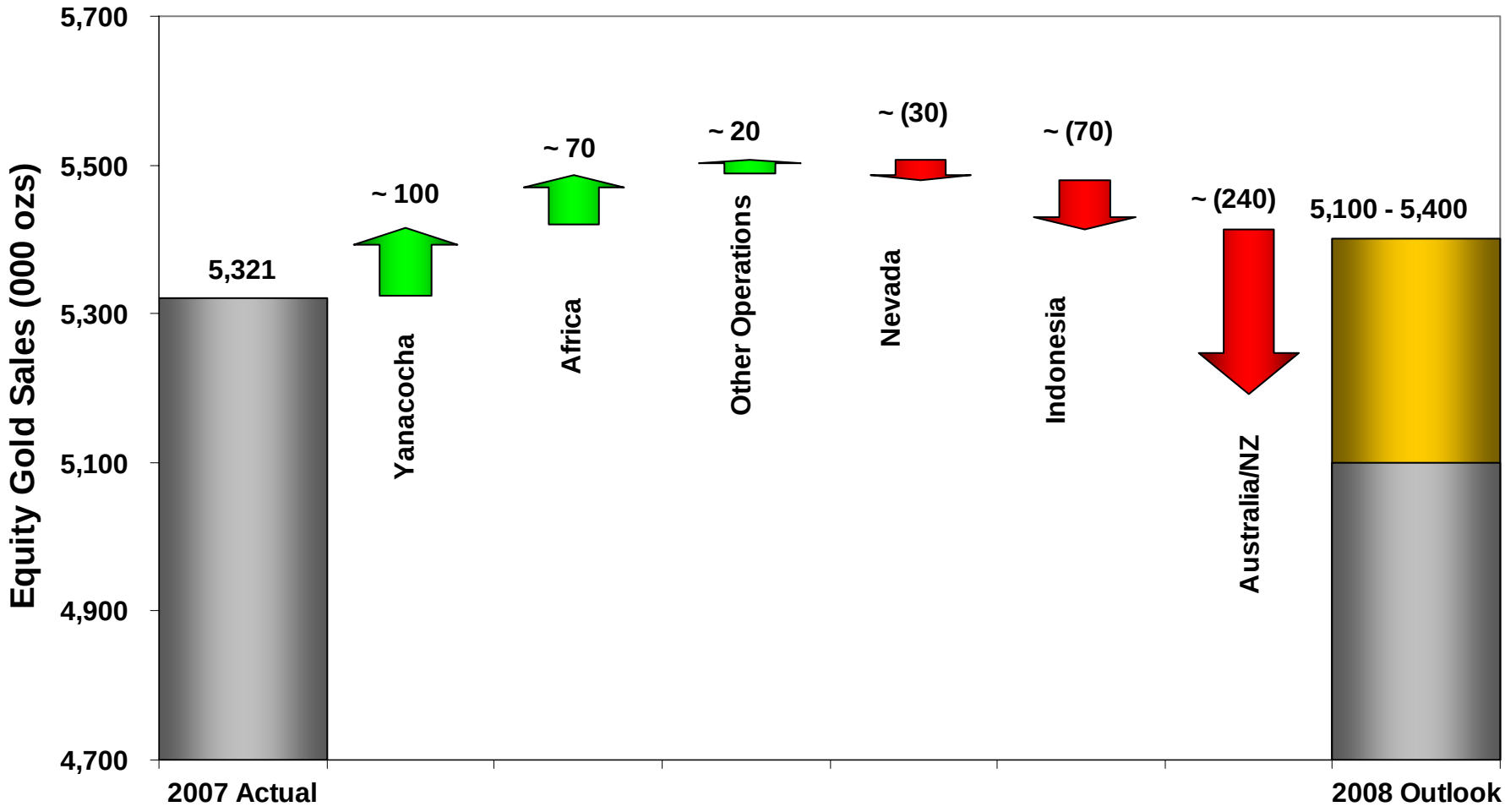

2008 CAS Outlook ($/oz)

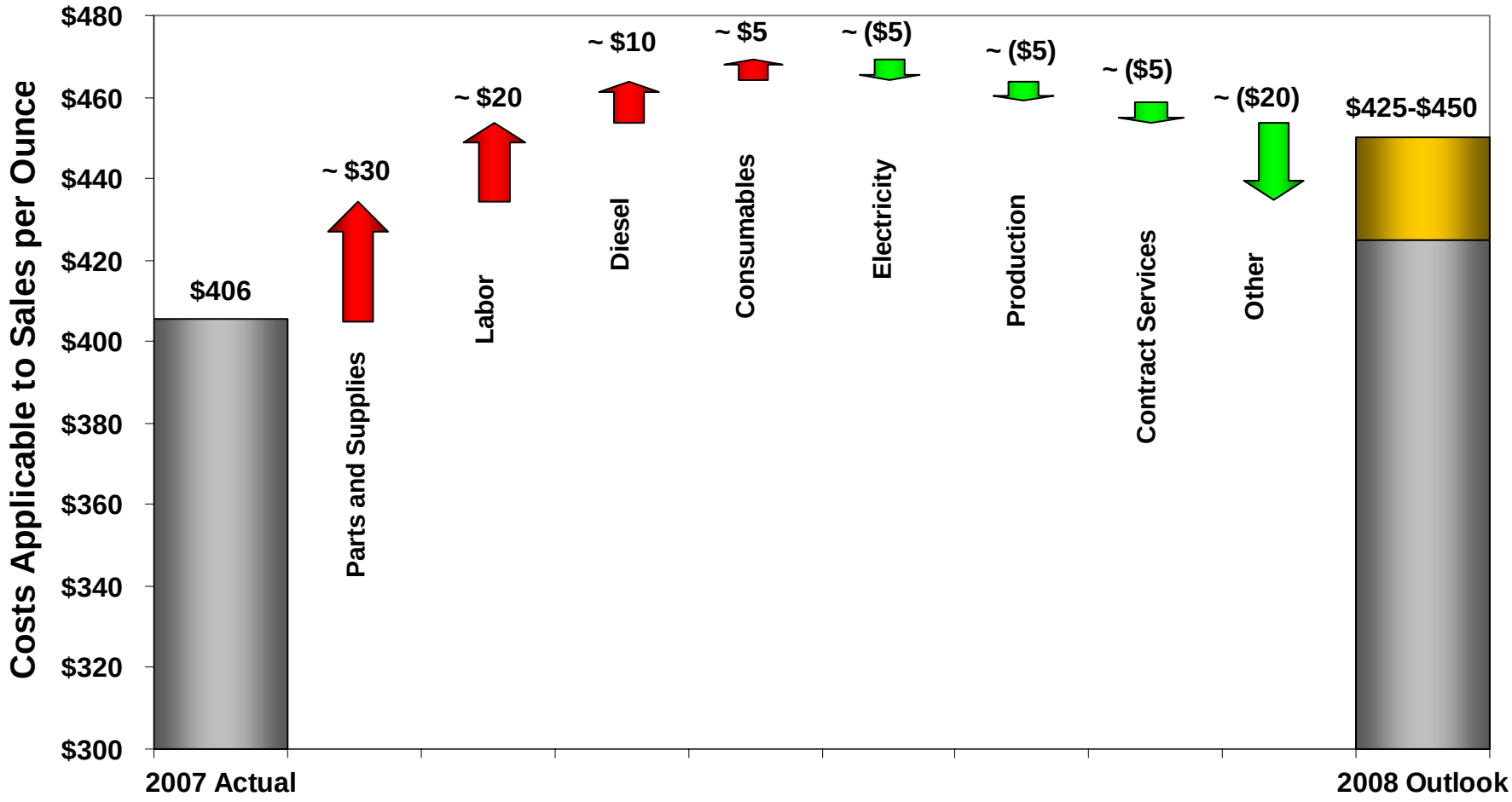

Batu Hijau Divestiture Update

Location

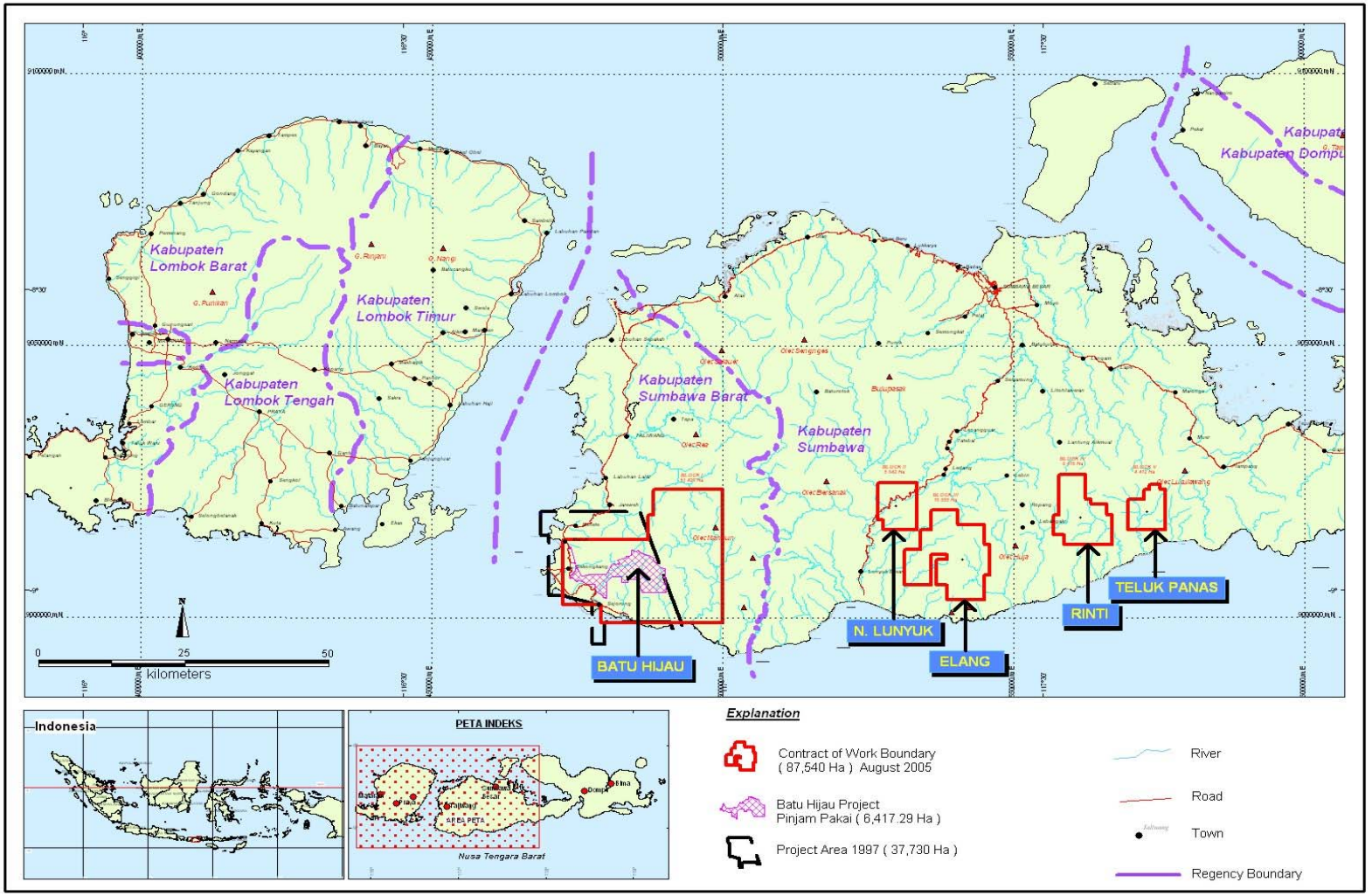

Batu Hijau Divestiture Update

Ownership Structure

Current Ownership & Structure

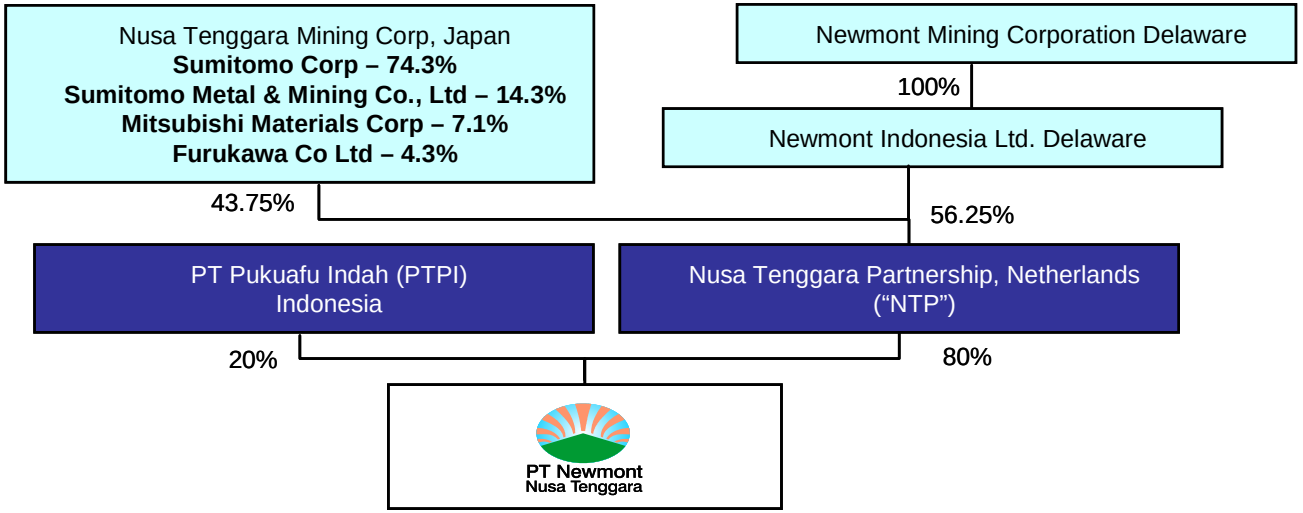

Divestment Obligations

Existing Divestiture Schedule	CoW requirement to offer to Indonesians	Existing Indonesian Interest (PTPI)	Required Shares to be Offered by NTP	Potential NTP Interest
March 31, 2005	15%	20%	0%	80%
March 31, 2006	23%	20%	3%	77%
March 31, 2007	30%	20%	10%	70%
March 31, 2008	37%	20%	17%	63%
March 31, 2009	44%	20%	24%	56%
March 31, 2010	51%	20%	31%	49%

Batu Hijau Divestiture Update

NEWMONT

Valuation

- Contract of Work
  - "...then current replacement cost..."
  - "...would be accepted for listing on Jakarta stock exchange..."
  - "... fair valuation... as a going concern... agreed with Government ..."
- 2006 Valuation
  - $3.64 billion (100%)
  - $109 million (for 3% required divestiture)
- 2007 Valuation
  - $4.03 billion (100%)
  - $282 million (for 7% required divestiture)
- 2008 Valuation (further 7% divestiture)
  - Required as of 12/31/07
  - Offered to Indonesian Government by March 31, 2008


NEWMONT
The Gold Company
Questions & Answers