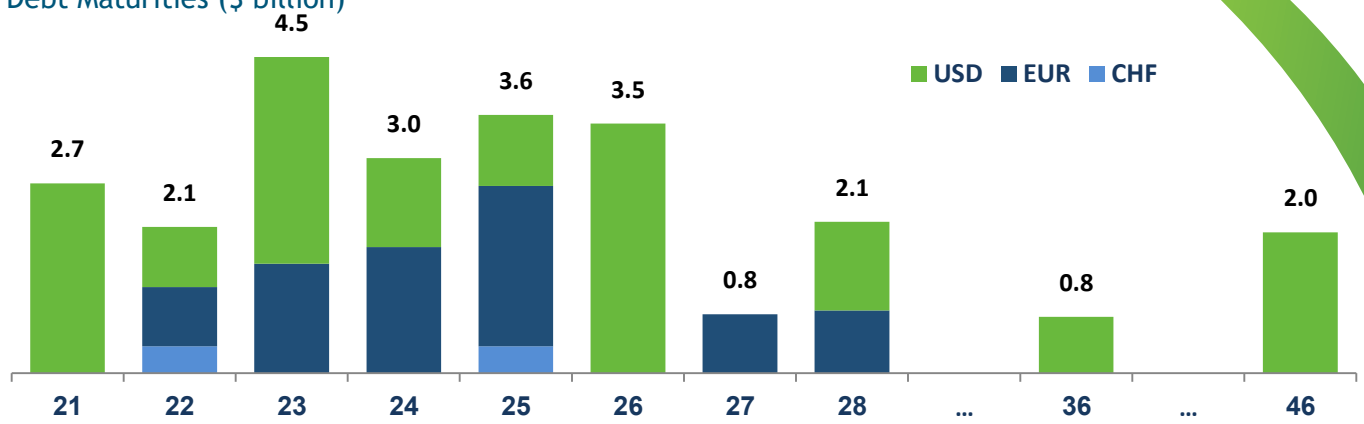


Q2 2021 Debt Analysis

Debt Maturities (\$ billion)



\$22.7B Net Debt

\$25.1B Gross Debt

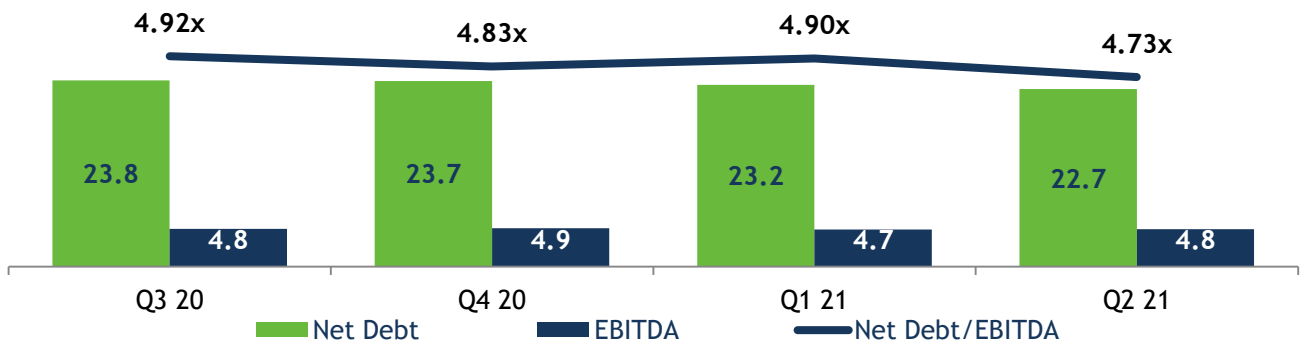
Moody's
S&P

Ba2/Negative
BB-/Stable

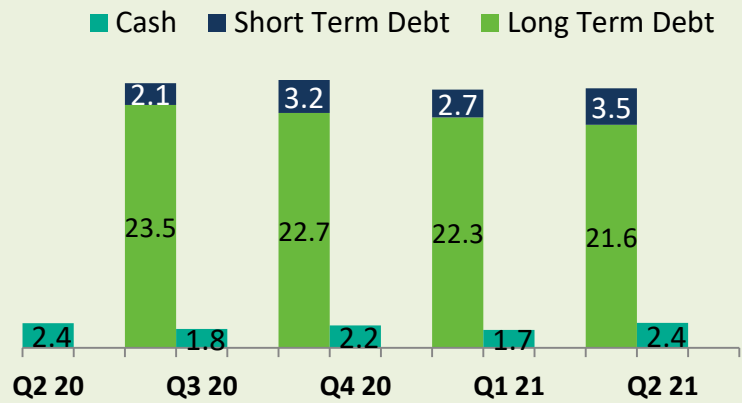
Duration 5.3

WAC 3.49%

Net Debt/EBITDA Ratio



	Q2 20	Q3 20	Q4 20	Q1 21	Q2 21
Leverage	64%	71%	70%	69%	69%
Net Debt (\$ Bn)	23.9	23.8	23.7	23.2	22.7
ST/Total Debt	6%	8%	12%	11%	14%
Gross Debt/EBITDA	5.4x	5.3x	5.3x	5.3x	5.2x



Debt Composition

